

**CITY OF WATERTOWN, NEW YORK**

**AGENDA**

**Monday, May 15, 2023**

**7:00 p.m.**

This shall serve as notice that the next regularly scheduled meeting of the City Council will be held on Monday, May 15, 2023, at 7:00 p.m. in the City Council Chambers, 245 Washington Street, Watertown, New York.

**MOMENT OF SILENCE**

**PLEDGE OF ALLEGIANCE**

**ROLL CALL**

**ADOPTION OF MINUTES**

**COMMUNICATIONS**

**PROCLAMATION**

**PRIVILEGE OF THE FLOOR**

**RESOLUTIONS**

- Resolution No. 1 - Accepting Bid for Dry Polymer – WWTP Slack Chemical
- Resolution No. 2 - Accepting Bid for Disinfection Chemicals – WWTP Slack Chemical Co. Inc.
- Resolution No. 3 - Accepting Bid for Process Chemicals – Ferric Chloride – WWTP Kemira Water Solutions, Inc.
- Resolution No. 4 - Rejecting Bid - Water Department EV Charging Stations Project Watson Electric
- Resolution No. 5 - Accepting Bid for Process Chemicals -WTP Slack Chemical
- Resolution No. 6 - Accepting Bid for Process Chemicals -WTP Thornton, Musso & Bellemin
- Resolution No. 7 - Accepting Bid for Process Chemicals -WTP Univar Solutions
- Resolution No. 8 - Accepting Bid for Process Chemicals -WTP Thatcher Company of NY
- Resolution No. 9 - Accepting Bid for Process Chemicals -WTP Coyne Chemical Co.
- Resolution No. 10 - Accepting Bid for Process Chemicals -WTP Kemira Water Solutions, Inc.
- Resolution No. 11 - Accepting Bid for Process Chemicals -WTP TR International Trading Co.

- Resolution No. 12 - Accepting Bid for Hydro Plant Concrete Work Project, Phase 2 - On Point Excavation & Consulting LLC
- Resolution No. 13 – Approving Changes to Annual City Fees and Charges Schedule - Pickleball
- Resolution No. 14 - Authorizing and Supporting a Grant Application through the USDA Forest Service Urban & Community Forestry Program
- Resolution No. 15 - Supporting the Construction of a Roof Over the Bandstand in Thompson Park in Honor of Former Mayor T. Urling Walker
- Resolution No. 16 - Adopting the New York State Climate Smart Communities Pledge

## **ORDINANCES**

## **LOCAL LAW**

## **PUBLIC HEARING**

- |           |  |
|-----------|--|
| 7:15 p.m. | 2023-24 Operating Budgets  |
| 7:15 p.m. | 2023-24 through 2027-28 Capital Budget   |
| 7:15 p.m. | A Local Law Overriding the Tax Levy Limit Established by New York General Municipal Law §3-c |

## **OLD BUSINESS**

1. A Local Law Overriding the Tax Levy Limit Established by New York General Municipal Law §3-c

## **STAFF REPORTS**

1. NYSDEC Municipal Separate Storm Sewer System (MS4) Annual Report
2. Sales Tax History
3. Sales Tax Revenue by Category

## **NEW BUSINESS**

## **EXECUTIVE SESSION**

## **WORK SESSION**

Next Budget Work Session is scheduled for Monday, May 22, 2023, 6:00-9:00 p.m.

## **ADJOURNMENT**

**NEXT REGULARLY SCHEDULED CITY COUNCIL MEETING IS MONDAY, June 5, 2023**

Res No. 1

April 26, 2023

TO: The Honorable Mayor and City Council

FROM: Tina Bartlett-Bearup, Purchasing Manager

SUBJECT: Bid #2023-09 Dry Polymer - WWTP  
Letter of Recommendation

The City's Purchasing Department advertised in the Watertown Daily Times for sealed bids from qualified bidders for Dry Polymer for the Water Pollution Control Plant, per City specifications and publicly opened and read the sealed bids on March 28, 2023, at 2:30 p.m. EST. Invitation to bids were provided to five (5) potential vendors.

The Purchasing Department received two (2) sealed bid submittals and the bid tabulations are shown below:

Vendor Name, Address and Point of Contact		SNF		Atlantic Coast Polymers Inc		Slack Chemical	
				Lauderdale-By-The-Sea, FL 33308		Carthage, NY 13619	
Description	Qty./UOM	Unit Price	Ext. Price	Unit Price	Ext. Price	Unit Price	Ext. Price
Dry Polymer	50,000/ LB						
ACP Polymer 315FL				\$2.42	\$121,000.00		
ACP Polymer 345				\$2.50	\$125,000.00		
ACP Polymer 300H		NO BIDS		\$2.40	\$120,000.00		
ACP Polymer 305				\$2.55	\$127,500.00		
ACP Polymer 320				\$2.45	\$122,500.00		
Sta Flocc 6532						\$2.49	\$124,500.00
Sta Flocc 6444						\$2.33	\$116,500.00
Sta Flocc 6439XXR						\$2.30	\$115,000.00

The Purchasing Manager and WWTP Chief Operator, Angel French reviewed the responses to ensure compliance with the specifications and hereby recommend that City Council award the bid for the Dry Polymer to Slack Chemical as the lowest responsive responsible bidder using the pricing shown above for the fiscal period of July 1, 2023 – June 30, 2024.

If there are any questions concerning this recommendation, please contact me at your convenience.

**RESOLUTION**

Page 1 of 1

Accepting Bid for Dry Polymer - WWTP  
Slack Chemical

Council Member HICKEY, Patrick J.

Council Member OLNEY III, Clifford G.

Council Member PIERCE, Sarah V.C.

Council Member RUGGIERO, Lisa A.

Mayor SMITH, Jeffrey M.

Total .....

YEA	NAY

**Introduced by** \_\_\_\_\_

WHEREAS the City desires to purchase the process chemical, Dry Polymer, on an as needed basis, for use at the City's Pollution Control Plant for the fiscal period of July 1, 2023 – June 30, 2024, and

WHEREAS the Purchasing Department advertised and received two (2) sealed bids for Dry Polymer, and


WHEREAS on March 28, 2023, at 2:30 p.m. the bids received were publicly opened and read, and

WHEREAS Purchasing Manager, Tina Bartlett-Bearup reviewed the bid received with the Water Department Chief Operator and it is their recommendation that the City Council accept the lowest responsive responsible bid submitted by Slack Chemical Co. Inc.,

NOW THEREFORE BE IT RESOLVED that the City Council of the City of Watertown hereby accepts the bid received from Slack Chemical Co. Inc. per the pricing schedule proposed, for the purchase of Dry Polymer.

**Seconded by** \_\_\_\_\_



		CITY OF WATERTOWN, NEW YORK									
		CITY HALL									
		245 WASHINGTON STREET									
		WATERTOWN, NEW YORK 13601-3380									
		Project:		WWTP Process Chemicals - Dry Polymer							
		Bid / RFP Number:		Bid #2023-09							
		Opening Date:		TUESDAY, MARCH 28, 2023 @ 2:30 PM							
		The following results are bids as presented at the bid opening and do not represent an award.									
Vendor Name, Address and Point of Contact		SNF		Atlantic Coast Polymers Inc		Slack Chemical					
				Lauderdale-By-The-Sea, FL 33308		Carthage, NY 13619					
Description	Qty./UOM	Unit Price	Ext. Price	Unit Price	Ext. Price	Unit Price	Ext. Price	Unit Price	Ext. Price	Unit Price	Ext. Price
Dry Polymer	50,000/ LB										
ACP Polymer 315FL				\$2.42	\$121,000.00						
ACP Polymer 345				\$2.50	\$125,000.00						
ACP Polymer 300H		NO BIDS		\$2.40	\$120,000.00						
ACP Polymer 305				\$2.55	\$127,500.00						
ACP Polymer 320				\$2.45	\$122,500.00						
Sta Flocc 6532						\$2.49	\$124,500.00				
Sta Flocc 6444						\$2.33	\$116,500.00				
Sta Flocc 6439XXR						\$2.30	\$115,000.00				

Res No. 2

April 26, 2023

TO: The Honorable Mayor and City Council

FROM: Tina Bartlett-Bearup, Purchasing Manager

SUBJECT: Bid #2023-11 Disinfection Chemicals - WWTP  
Letter of Recommendation

The City's Purchasing Department advertised in the Watertown Daily Times for sealed bids from qualified bidders for Disinfection Chemicals for the Water Pollution Control Plant, per City specifications and publicly opened and read the sealed bids on March 28, 2023, at 3:30 p.m. EST. Invitation to bids were provided to five (5) plan houses and three (3) potential vendors.

The Purchasing Department received two (2) sealed bid submittals and the bid tabulations are shown below:

Vendor Name, Address and Point of Contact		Slack Chemical Co		Holland Company		Kuehne Chemical Co.	
		Carthage, NY 13619		Adams, MA 01220			
Description	UOM	Unit Price	Extended Price	Unit Price	Extended Price	Unit Price	Extended Price
Sodium Hypochlorite (40,000)	Gallon	\$ 2.893	\$ 115,720.000	No Bid		No Bid	
Sodium Bisulfite Solution (20,000)	Gallon	\$ 2.394	\$ 47,880.000	\$ 3.620	\$ 72,400.000		

The Purchasing Manager and WWTP Chief Operator, Angel French reviewed the responses to ensure compliance with the specifications and hereby recommend that City Council award the bid for Disinfection Chemicals to Slack Chemical as the lowest responsive responsible bidder using the pricing shown above for the fiscal period of July 1, 2023 – June 30, 2024.

If there are any questions concerning this recommendation, please contact me at your convenience.

**RESOLUTION**

Page 1 of 1

Accepting Bid for Disinfection Chemicals –  
WWTP Slack Chemical Co. Inc.

Council Member HICKEY, Patrick J.

Council Member OLNEY III, Clifford G.

Council Member PIERCE, Sarah V.C.

Council Member RUGGIERO, Lisa A.

Mayor SMITH, Jeffrey M.

Total .....

YEA	NAY

**Introduced by** \_\_\_\_\_

WHEREAS the City desires to purchase Disinfection Chemicals, on an as needed basis, for use at the City's Pollution Control Plant for the fiscal period of July 1, 2023 – June 30, 2024, and


WHEREAS the Purchasing Department advertised and received two (2) sealed bids for Disinfection Chemicals, and

WHEREAS on March 28, 2023, at 3:30 p.m. the bids received were publicly opened and read, and

WHEREAS Purchasing Manager, Tina Bartlett-Bearup reviewed the bids received with the Water Department Chief Operator and it is their recommendation that the City Council accept the lowest responsive responsible bid submitted by Slack Chemical Co. Inc.,

NOW THEREFORE BE IT RESOLVED that the City Council of the City of Watertown hereby accepts the bid received from Slack Chemical Co. Inc. per the pricing schedule proposed, for the purchase of Disinfection Chemicals.

**Seconded by** \_\_\_\_\_

		CITY OF WATERTOWN, NEW YORK							
		CITY HALL							
		245 WASHINGTON STREET							
		WATERTOWN, NEW YORK 13601-3380							
		WWTP Process Chemicals-Disinfection Chemicals							
		Bid #2023-11							
		Bid Opening Date:		3/28/22 @ 3:30 pm					
		The following results are bids as presented at the bid opening and do not represent an award.							
Vendor Name, Address and Point of Contact		Slack Chemical Co		Holland Company		Kuehne Chemical Co.			
		Carthage, NY 13619		Adams, MA 01220					
Description	UOM	Unit Price	Extended Price	Unit Price	Extended Price	Unit Price	Extended Price	Unit Price	Extended Price
Sodium Hypochlorite (40,000)	Gallon	\$ 2.893	\$ 115,720.000	No Bid		No Bid			
Sodium Bisulfite Solution (20,000)	Gallon	\$ 2.394	\$ 47,880.000	\$ 3.620	\$ 72,400.000				

Res No. 3

April 26, 2023

TO: The Honorable Mayor and City Council

FROM: Tina Bartlett-Bearup, Purchasing Manager

SUBJECT: Bid #2023-10 Process Chemicals – Ferric Chloride -WWTP  
Letter of Recommendation

The City's Purchasing Department advertised in the Watertown Daily Times for sealed bids from qualified bidders for Process Chemicals – Ferric Chloride for the Water Pollution Control Plant, per City specifications and publicly opened and read the sealed bids on March 28, 2023, at 3:00 p.m. EST. Invitation to bids were provided to five (5) plan houses and six (6) potential vendors.

The Purchasing Department received one (1) sealed bid submittal and the bid tabulation is shown below:

Vendor Name, address and Point of Contact		Kemira Water Solutions, Inc.		Slack Chemical	
		Lawrence, KS 66049			
Description	Qty.	Unit Price	Total Price	Unit Price	Total Price
Ferric Chloride - Per Dry Ton	305	\$1,287.00	\$392,535.00	NO BID	

The Purchasing Manager and WWTP Chief Operator, Angel French reviewed the responses to ensure compliance with the specifications and hereby recommend that City Council award the bid for Process Chemicals – Ferric Chloride to Kemira Water Solutions, Inc. as the lowest responsive responsible bidder using the pricing shown above for the fiscal period of July 1, 2023 – June 30, 2024.

If there are any questions concerning this recommendation, please contact me at your convenience.

**RESOLUTION**

Page 1 of 1

Accepting Bid for Process Chemicals – Ferric Chloride – WWTP Kemira Water Solutions, Inc.

Council Member HICKEY, Patrick J.

Council Member OLNEY III, Clifford G.

Council Member PIERCE, Sarah V.C.

Council Member RUGGIERO, Lisa A.

Mayor SMITH, Jeffrey M.

Total .....

YEA	NAY

***Introduced by*** \_\_\_\_\_

WHEREAS the City desires to purchase Process Chemicals – Ferric Chloride, on an as needed basis, for use at the City’s Pollution Control Plant for the fiscal period of July 1, 2023 – June 30, 2024, and


WHEREAS the Purchasing Department advertised and received one (1) sealed bid for Process Chemicals – Ferric Chloride, and

WHEREAS on March 28, 2023, at 3:00 p.m. the bids received were publicly opened and read, and

WHEREAS Purchasing Manager, Tina Bartlett-Bearup reviewed the bid received with the Water Department Chief Operator and it is their recommendation that the City Council accept the lowest responsive responsible bid submitted by Kemira Water Solutions, Inc.,

NOW THEREFORE BE IT RESOLVED that the City Council of the City of Watertown hereby accepts the bid received from Kemira Water Solutions, Inc. per the pricing schedule proposed, for the purchase of Process Chemicals – Ferric Chloride.

***Seconded by*** \_\_\_\_\_

		CITY OF WATERTOWN, NEW YORK							
		CITY HALL							
		245 WASHINGTON STREET							
		WATERTOWN, NEW YORK 13601-3380							
		Bid Project:				WWTP Process Chemicals - Ferric Chloride			
		Bid Number:				Bid #2023-10			
Bid Opening Date:				3/28/23 @ 3:00 pm					
<p align="center"><i>The following results are bids as presented at the bid opening and do not represent an award.</i></p>									
Vendor Name, address and Point of Contact		Kemira Water Solutions, Inc.		Slack Chemical					
		Lawrence, KS 66049							
Description	Qty.	Unit Price	Total Price	Unit Price	Total Price	Unit Price	Total Price	Unit Price	Total Price
Ferric Chloride - Per Dry Ton	305	\$1,287.00	\$392,535.00	NO BID					

Res No. 4

April 28, 2023

TO: The Honorable Mayor and City Council

FROM: Tina Bartlett-Bearup, Purchasing Manager

SUBJECT: Bid #2023-16 Water Department EV Charging Stations Project  
Letter of Rejection

The City's Purchasing Department advertised in the Watertown Daily Times for sealed bids from qualified bidders for the Water Department EV Charging Stations Project, per City specifications and publicly opened and read the sealed bids on April 26, 2023, at 10:00 a.m. EST. Invitation to bids were provided to five (5) plan houses and thirty-six (36) potential vendors.

The Purchasing Department received one (1) sealed bid submittal and the bid tabulation is shown below:

Vendor Name, Address and Point of Contact	Watson Electric
	Norwood, NY 13668
Total Base Bid	\$56,717.00

The Purchasing Manager and Water and Engineering Departments reviewed the responses, and it is their recommendation that the City Council reject the bid based upon the cost of the project and insufficient funds budgeted.

If there are any questions concerning this recommendation, please contact me at your convenience.



**RESOLUTION**

Page 1 of 1

Rejecting Bid - Water Department EV  
Charging Stations Project  
Watson Electric

Council Member HICKEY, Patrick J.

Council Member OLNEY III, Clifford G.

Council Member PIERCE, Sarah V.C.

Council Member RUGGIERO, Lisa A.

Mayor SMITH, Jeffrey M.

Total .....

YEA	NAY

**Introduced by** \_\_\_\_\_

WHEREAS the City desires to install two (2) external EV charging stations, one located at the Wastewater Treatment Plant and one at the Water Treatment Plant, and

WHEREAS the Purchasing Department advertised and received one (1) sealed bid for the Water Department EV Charging Stations Project, and

WHEREAS on April 26, 2023, at 10:00 a.m. the bids received were publicly opened and read, and

WHEREAS Purchasing Manager, Tina Bartlett-Bearup reviewed the bid received with the Water and Engineering Department and it is their recommendation that the City Council reject the bid,

NOW THEREFORE BE IT RESOLVED that the City Council of the City of Watertown hereby reject the bid received by Watson Electric.

**Seconded by** \_\_\_\_\_



# CITY OF WATERTOWN, NEW YORK

CITY HALL

245 WASHINGTON STREET

WATERTOWN, NEW YORK 13601-3380

Project:

Water Department EV Charging Stations Project

Bid / RFP Number:

Bid #2023-16

Opening Date:

Wednesday April 26, 2023 @ 10:00 AM

*The following results are bids as presented at the bid opening and do not represent an award.*

Vendor Name, Address and Point of Contact

Watson Electric

Norwood, NY 13668

Total Base Bid

\$56,717.00

Res No. 5,6,7,8,9,10, and 11

April 28, 2023

TO: The Honorable Mayor and City Council

FROM: Tina Bartlett-Bearup, Purchasing Manager

SUBJECT: Bid #2023-08 Process Chemicals - WTP  
Letter of Recommendation

The City's Purchasing Department advertised in the Watertown Daily Times for sealed bids from qualified bidders for Process Chemicals for the Water Treatment Plant, per City specifications and publicly opened and read the sealed bids on March 28, 2023, at 2:00 p.m. EST. Invitation to bids were provided to five (5) plan houses and eighteen (18) potential vendors.

The Purchasing Department received ten (10) sealed bid submittals and the bid tabulations are attached.

The Purchasing Manager and WTP Chief Operator, Aaron Harvill reviewed the responses to ensure compliance with the specifications and hereby recommend that City Council award the bid for Process Chemicals -WTP for the fiscal period of July 1, 2023 – June 30, 2024, as follows:

Chemical	UOM	Est. Annual Usage	Fiscal Year 2023-2024		Recommended Vendor
			Unit Price	Extended Price	
Chlorine Liquid	Ton	30	\$ 3,184.31	\$95,529.30	Slack Chemical Co.
Copper Sulfate, Size B	Ton	1	\$4,700.00	\$4,700.00	Thornton, Musso & Bellemin
Sodium Silicate Liquid	Ton	340	\$457.32	\$155,488.80	Slack Chemical Co.
Hydrofluosilicic Acid Solution	Ton	20	\$700.00	\$14,000.00	Univar Solutions
Aluminum Sulfate Liquid	Ton	440	\$480.00	\$211,200.00	Thatcher Company of NY
Powdered Activated Carbon	Ton	4	\$3,011.76	\$12,047.06	Coyne Chemical Co.
Polyaluminum Chloride	Ton	65	\$519.00	\$33,735.00	Kemira Water Solutions Inc.
Soda Ash	Ton	130	\$578.00	\$75,140.00	TR International Trading Co.
20% Sodium Permanganate Solution	Ton	35	\$2,477.27	\$86,704.45	Slack Chemical Co.

If there are any questions concerning this recommendation, please contact me at your convenience.

**RESOLUTION**

Page 1 of 1

Accepting Bid for Process Chemicals -WTP  
Slack Chemical

Council Member HICKEY, Patrick J.

Council Member OLNEY III, Clifford G.

Council Member PIERCE, Sarah V.C.

Council Member RUGGIERO, Lisa A.

Mayor SMITH, Jeffrey M.

Total .....

YEA	NAY

**Introduced by** \_\_\_\_\_

WHEREAS the City desires to purchase various process chemicals, on an as needed basis, for use at the City's Water Treatment Plant for the fiscal period of July 1, 2023 – June 30, 2024, and

WHEREAS the Purchasing Department advertised and received ten (10) sealed bids for Process Chemicals - WTP, and

WHEREAS on March 28, 2023, at 2:00 p.m. the bids received were publicly opened and read, and

WHEREAS Purchasing Manager, Tina Bartlett-Bearup reviewed the bid received with the WTP Chief Operator, Aaron Harvill, and it is their recommendation that the City Council accept the lowest responsive responsible bid submitted by Slack Chemical Co. Inc. as detailed below,

Chemical	UOM	Est. Annual Usage	Fiscal Year 2023-2024		Recommended Vendor
			Unit Price	Extended Price	
Chlorine Liquid	Ton	30	\$ 3,184.31	\$95,529.30	Slack Chemical Co.
Sodium Silicate Liquid	Ton	340	\$457.32	\$155,488.80	Slack Chemical Co.
20% Sodium Permanganate Solution	Ton	35	\$2,477.27	\$86,704.45	Slack Chemical Co.

NOW THEREFORE BE IT RESOLVED that the City Council of the City of Watertown hereby accepts the bid received from Slack Chemical Co. Inc. per the pricing schedule proposed, for the purchase of Liquid Chlorine, Sodium Silicate Liquid, and 20% Sodium Permanganate for use at the City's Water Treatment Plant.

**Seconded by** \_\_\_\_\_

**RESOLUTION**

Page 1 of 1

Accepting Bid for Process Chemicals -WTP  
Thornton, Musso & Bellemin

Council Member HICKEY, Patrick J.

Council Member OLNEY III, Clifford G.

Council Member PIERCE, Sarah V.C.

Council Member RUGGIERO, Lisa A.

Mayor SMITH, Jeffrey M.

Total .....

YEA	NAY

**Introduced by** \_\_\_\_\_

WHEREAS the City desires to purchase various process chemicals, on an as needed basis, for use at the City's Water Treatment Plant for the fiscal period of July 1, 2023 – June 30, 2024, and

WHEREAS the Purchasing Department advertised and received ten (10) sealed bids for Process Chemicals - WTP, and

WHEREAS on March 28, 2023, at 2:00 p.m. the bids received were publicly opened and read, and

WHEREAS Purchasing Manager, Tina Bartlett-Bearup reviewed the bid received with the WTP Chief Operator, Aaron Harvill, and it is their recommendation that the City Council accept the lowest responsive responsible bid submitted by Thornton, Musso & Bellemin as detailed below,

Chemical	UOM	Est. Annual Usage	Fiscal Year 2023-2024		Recommended Vendor
			Unit Price	Extended Price	
Copper Sulfate, Size B	Ton	1	\$4,700.00	\$4,700.00	Thornton, Musso & Bellemin

NOW THEREFORE BE IT RESOLVED that the City Council of the City of Watertown hereby accepts the bid received from Thornton, Musso & Bellemin per the pricing schedule proposed, for the purchase of Copper Sulfate, Size B for use at the City's Water Treatment Plant.

**Seconded by** \_\_\_\_\_

**RESOLUTION**

Page 1 of 1

Accepting Bid for Process Chemicals -WTP  
Univar Solutions

Council Member HICKEY, Patrick J.

Council Member OLNEY III, Clifford G.

Council Member PIERCE, Sarah V.C.

Council Member RUGGIERO, Lisa A.

Mayor SMITH, Jeffrey M.

Total .....

YEA	NAY

**Introduced by** \_\_\_\_\_

WHEREAS the City desires to purchase various process chemicals, on an as needed basis, for use at the City's Water Treatment Plant for the fiscal period of July 1, 2023 – June 30, 2024, and

WHEREAS the Purchasing Department advertised and received ten (10) sealed bids for Process Chemicals - WTP, and

WHEREAS on March 28, 2023, at 2:00 p.m. the bids received were publicly opened and read, and

WHEREAS Purchasing Manager, Tina Bartlett-Bearup reviewed the bid received with the WTP Chief Operator, Aaron Harvill, and it is their recommendation that the City Council accept the lowest responsive responsible bid submitted by Univar Solutions as detailed below,

Chemical	UOM	Est. Annual Usage	Fiscal Year 2023-2024		Recommended Vendor
			Unit Price	Extended Price	
Hydrofluosilicic Acid Solution	Ton	20	\$700.00	\$14,000.00	Univar Solutions

NOW THEREFORE BE IT RESOLVED that the City Council of the City of Watertown hereby accepts the bid received from Univar Solutions per the pricing schedule proposed, for the purchase of Hydrofluosilicic Acid Solution for use at the City's Water Treatment Plant.

**Seconded by** \_\_\_\_\_

**RESOLUTION**

Page 1 of 1

Accepting Bid for Process Chemicals -WTP  
Thatcher Company of NY

Council Member HICKEY, Patrick J.

Council Member OLNEY III, Clifford G.

Council Member PIERCE, Sarah V.C.

Council Member RUGGIERO, Lisa A.

Mayor SMITH, Jeffrey M.

Total .....

YEA	NAY

**Introduced by** \_\_\_\_\_

WHEREAS the City desires to purchase various process chemicals, on an as needed basis, for use at the City's Water Treatment Plant for the fiscal period of July 1, 2023 – June 30, 2024, and

WHEREAS the Purchasing Department advertised and received ten (10) sealed bids for Process Chemicals - WTP, and

WHEREAS on March 28, 2023, at 2:00 p.m. the bids received were publicly opened and read, and

WHEREAS Purchasing Manager, Tina Bartlett-Bearup reviewed the bid received with the WTP Chief Operator, Aaron Harvill, and it is their recommendation that the City Council accept the lowest responsive responsible bid submitted by Thatcher Company of NY as detailed below,

Chemical	UOM	Est. Annual Usage	Fiscal Year 2023-2024		Recommended Vendor
			Unit Price	Extended Price	
Aluminum Sulfate Liquid	Ton	440	\$480.00	\$211,200.00	Thatcher Company of NY

NOW THEREFORE BE IT RESOLVED that the City Council of the City of Watertown hereby accepts the bid received from Thatcher Company of NY per the pricing schedule proposed, for the purchase of Aluminum Sulfate Liquid for use at the City's Water Treatment Plant.

**Seconded by** \_\_\_\_\_

**RESOLUTION**

Page 1 of 1

Accepting Bid for Process Chemicals -WTP  
Coyne Chemical Co.

Council Member HICKEY, Patrick J.

Council Member OLNEY III, Clifford G.

Council Member PIERCE, Sarah V.C.

Council Member RUGGIERO, Lisa A.

Mayor SMITH, Jeffrey M.

Total .....

YEA	NAY

**Introduced by** \_\_\_\_\_

WHEREAS the City desires to purchase various process chemicals, on an as needed basis, for use at the City's Water Treatment Plant for the fiscal period of July 1, 2023 – June 30, 2024, and

WHEREAS the Purchasing Department advertised and received ten (10) sealed bids for Process Chemicals - WTP, and

WHEREAS on March 28, 2023, at 2:00 p.m. the bids received were publicly opened and read, and

WHEREAS Purchasing Manager, Tina Bartlett-Bearup reviewed the bid received with the WTP Chief Operator, Aaron Harvill, and it is their recommendation that the City Council accept the lowest responsive responsible bid submitted by Coyne Chemical Co. as detailed below,

Chemical	UOM	Est. Annual Usage	Fiscal Year 2023-2024		Recommended Vendor
			Unit Price	Extended Price	
Powdered Activated Carbon	Ton	4	\$3,011.76	\$12,047.06	Coyne Chemical Co.

NOW THEREFORE BE IT RESOLVED that the City Council of the City of Watertown hereby accepts the bid received from Coyne Chemical Co. per the pricing schedule proposed, for the purchase of Powdered Activated Carbon for use at the City's Water Treatment Plant.

**Seconded by** \_\_\_\_\_



**RESOLUTION**

Page 1 of 1

Accepting Bid for Process Chemicals -WTP  
Kemira Water Solutions, Inc.

Council Member HICKEY, Patrick J.

Council Member OLNEY III, Clifford G.

Council Member PIERCE, Sarah V.C.

Council Member RUGGIERO, Lisa A.

Mayor SMITH, Jeffrey M.

Total .....

YEA	NAY

**Introduced by** \_\_\_\_\_

WHEREAS the City desires to purchase various process chemicals, on an as needed basis, for use at the City's Water Treatment Plant for the fiscal period of July 1, 2023 – June 30, 2024, and

WHEREAS the Purchasing Department advertised and received ten (10) sealed bids for Process Chemicals - WTP, and

WHEREAS on March 28, 2023, at 2:00 p.m. the bids received were publicly opened and read, and

WHEREAS Purchasing Manager, Tina Bartlett-Bearup reviewed the bid received with the WTP Chief Operator, Aaron Harvill, and it is their recommendation that the City Council accept the lowest responsive responsible bid submitted by Kemira Water Solutions, Inc. as detailed below,

Chemical	UOM	Est. Annual Usage	Fiscal Year 2023-2024		Recommended Vendor
			Unit Price	Extended Price	
Polyaluminum Chloride	Ton	65	\$519.00	\$33,735.00	Kemira Water Solutions, Inc.

NOW THEREFORE BE IT RESOLVED that the City Council of the City of Watertown hereby accepts the bid received from Kemira Water Solutions, Inc. per the pricing schedule proposed, for the purchase of Polyaluminum Chloride for use at the City's Water Treatment Plant.

**Seconded by** \_\_\_\_\_

**RESOLUTION**

Page 1 of 1

Accepting Bid for Process Chemicals -WTP  
TR International Trading Co.

Council Member HICKEY, Patrick J.

Council Member OLNEY III, Clifford G.

Council Member PIERCE, Sarah V.C.

Council Member RUGGIERO, Lisa A.

Mayor SMITH, Jeffrey M.

Total .....

YEA	NAY

**Introduced by** \_\_\_\_\_

WHEREAS the City desires to purchase various process chemicals, on an as needed basis, for use at the City's Water Treatment Plant for the fiscal period of July 1, 2023 – June 30, 2024, and

WHEREAS the Purchasing Department advertised and received ten (10) sealed bids for Process Chemicals - WTP, and


WHEREAS on March 28, 2023, at 2:00 p.m. the bids received were publicly opened and read, and


WHEREAS Purchasing Manager, Tina Bartlett-Bearup reviewed the bids received with the WTP Chief Operator, Aaron Harvill, and it is their recommendation that the City Council accept the lowest responsive responsible bid submitted by TR International Trading Co. as detailed below,

Chemical	UOM	Est. Annual Usage	Fiscal Year 2023-2024		Recommended Vendor
			Unit Price	Extended Price	
Soda Ash	Ton	130	\$578.00	\$75,140.00	TR International Trading Co.


NOW THEREFORE BE IT RESOLVED that the City Council of the City of Watertown hereby accepts the bid received from TR International Trading Co. per the pricing schedule proposed, for the purchase of Soda Ash for use at the City's Water Treatment Plant.

**Seconded by** \_\_\_\_\_

			CITY OF WATERTOWN, NEW YORK										
			CITY HALL										
			245 WASHINGTON STREET										
			WATERTOWN, NEW YORK 13601-3380										
			Project:		Process Chemicals - WTP								
			Bid / RFP Number:		Bid #2023-08								
			Opening Date:		TUESDAY, MARCH 28, 2023 @ 2:00 PM								
<i>The following results are bids as presented at the bid opening and do not represent an award.</i>													
Vendor Name, Address and Point of Contact			Thornton, Musso & Bellemin		ChemTrade Chemicals		Thatcher Company of New York		Coyne Chemical Co.		Chemical Distributors Inc		
			Zachary, LA 70791		Parsippany, NJ 07054		Salt Lake City, UT 84127		Cryodon, PA 19021		Buffalo, NY 14206		
Description	Quantity	UOM	Unit Price	Total Price	Unit Price	Total Price	Unit Price	Total Price	Unit Price	Total Price	Unit Price	Total Price	
Chlorine Liquid	30	Ton											
Copper Sulfate, Size B	1	Ton	\$ 4,700.00	\$ 4,700.00									
Sodium Silicate Liquid	340	Ton									\$ 682.67	\$ 232,106.64	
Hydrofluosilicic Acid Solution	20	Ton											
Aluminum Sulfate Liquid	440	Dry Wt. Ton			\$ 570.00	\$ 250,800.00	\$ 480.00	\$ 211,200.00					
Powdered Activated Carbon	4	Dry Wt. Ton							\$ 3,011.76	\$ 12,047.06			
Polyaluminum Chloride	65	Wet Ton											
Soda Ash	130	Ton											
20% Sodium Permanganate Solution	35	Ton											

			CITY OF WATERTOWN, NEW YORK									
			CITY HALL									
			245 WASHINGTON STREET									
			WATERTOWN, NEW YORK 13601-3380									
			Project:		Process Chemicals - WTP							
			Bid / RFP Number:		Bid #2023-08							
			Opening Date:		TUESDAY, MARCH 28, 2023 @ 2:00 PM							
			The following results are bids as presented at the bid opening and do not represent an award.									
Vendor Name, Address and Point of Contact			Kuehne Company		Slack Chemical		Shannon Chemical Corp.		Holland Company		TR International Trading Company	
			Kearny, NJ 07032		Carthage, NY 13619		Malvern, PA 19355		Adams, MA 01220		Edmonds, WA 98020	
Description	Quantity	UOM	Unit Price	Total Price	Unit Price	Total Price	Unit Price	Total Price	Unit Price	Total Price	Unit Price	Total Price
Chlorine Liquid	30	Ton	<div>NO BIDS</div>		\$ 3,184.31	\$ 95,529.30						
Copper Sulfate, Size B	1	Ton										
Sodium Silicate Liquid	340	Ton			\$ 457.32	\$ 155,488.80						
Hydrofluosilicic Acid Solution	20	Ton			\$ 1,089.44	\$ 21,788.80						
Aluminum Sulfate Liquid	440	Dry Wt. Ton							\$ 691.00	\$ 304,040.00		
Powdered Activated Carbon	4	Dry Wt. Ton										
Polyaluminum Chloride	65	Wet Ton										
Soda Ash	130	Ton				\$ 639.52	\$ 83,137.60					\$ 578.00
20% Sodium Permanganate Solution	35	Ton			\$ 2,477.27	\$ 86,704.45	\$ 6,597.97	\$ 230,928.95				

NO BIDS

		CITY OF WATERTOWN, NEW YORK											
		CITY HALL											
		245 WASHINGTON STREET											
		WATERTOWN, NEW YORK 13601-3380											
		Project:				Process Chemicals - WTP							
		Bid / RFP Number:				Bid #2023-08							
		Opening Date:				TUESDAY, MARCH 28, 2023 @ 2:00 PM							
<i>The following results are bids as presented at the bid opening and do not represent an award.</i>													
Vendor Name, Address and Point of Contact			Univar Solutions		Kemira Water Solutions Inc.		USALCO						
			Morrisville, PA 19067		Lawrence KS, 66049								
Description	Quantity	UOM	Unit Price	Total Price	Unit Price	Total Price	Unit Price	Total Price	Unit Price	Total Price	Unit Price	Total Price	
Chlorine Liquid	30	Ton											
Copper Sulfate, Size B	1	Ton											
Sodium Silicate Liquid	340	Ton											
Hydrofluosilicic Acid Solution	20	Ton	\$ 700.00	\$ 14,000.00									
Aluminum Sulfate Liquid	440	Dry Wt. Ton			\$ 677.00	\$ 297,880.00							
Powdered Activated Carbon	4	Dry Wt. Ton											
Polyaluminum Chloride	65	Wet Ton			\$ 519.00	\$ 33,735.00							
Soda Ash	130	Ton	\$ 608.00	\$ 79,040.00									
20% Sodium Permanganate Solution	35	Ton											

NO BIDS

Res No. 12

May 1, 2023

TO: The Honorable Mayor and City Council

FROM: Tina Bartlett-Bearup, Purchasing Manager

SUBJECT: Bid #2023-05 Hydro Plant Concrete Work Project, Phase 2  
Letter of Recommendation

The City's Purchasing Department advertised in the Watertown Daily Times for sealed bids from qualified bidders for the Hydro Plant Concrete Work Project, per City specifications and publicly opened and read the sealed bids on April 20, 2023, at 10:00 a.m. EST. Invitation to bids were provided to five (5) plan houses and fifty-six (56) potential vendors.

The Purchasing Department received two (2) sealed bid submittals and the bid tabulations are shown below:

Vendor Name, Address and Point of Contact	On Point Excavation & Consulting LLC	D.C. Building Systems, Inc.
	Dexter, NY 13634	Watertown, NY 13601
<b>Total Base Bid</b>	<b>\$165,389.67</b>	<b>\$589,300.00</b>

The Purchasing Manager and Engineering Department reviewed the responses to ensure compliance with the specifications and hereby recommend that City Council award the total base bid for the Hydro Plant Concrete Work Project to On Point Excavation & Consulting LLC as the lowest responsive responsible bidder at a total price of **\$165,389.67**.

The Hydro Plant Concrete Work Project will be funded using funds from the American Rescue Plan Act of 2021.

If there are any questions concerning this recommendation, please contact me at your convenience.

**RESOLUTION**

Page 1 of 1

Accepting Bid for Hydro Plant Concrete Work  
Project, Phase 2 -  
On Point Excavation & Consulting LLC

Council Member HICKEY, Patrick J.

Council Member OLNEY III, Clifford G.

Council Member PIERCE, Sarah V.C.

Council Member RUGGIERO, Lisa A.

Mayor SMITH, Jeffrey M.

Total .....

YEA	NAY

***Introduced by*** \_\_\_\_\_

WHEREAS the City desires to demolish and remove an old set of concrete stairs on the river side of the hydro plant building, resurfacing of the piers in the forebay area, and the demolition and resurfacing of the top 3 inches of the building walkway deck located on Marble Street, and all other associated work, and

WHEREAS the Purchasing Department advertised and received two (2) sealed bids for the Hydro Plant Concrete Work Project, and

WHEREAS on April 20, 2023, at 10:00 a.m. the bids received were publicly opened and read, and



WHEREAS Purchasing Manager, Tina Bartlett-Bearup reviewed the bids received with the Engineering Department and it is their recommendation that the City Council accept the lowest responsive responsible bid submitted by On Point Excavation & Consulting LLC, and

NOW THEREFORE BE IT RESOLVED that the City Council of the City of Watertown hereby accepts the bid received from On Point Excavation & Consulting LLC in the amount of \$165,389.67, and

BE IT FURTHER RESOLVED that the City Manager of the City Watertown is hereby authorized and directed to execute the Agreement on behalf of the City of Watertown.

***Seconded by*** \_\_\_\_\_

**FISCAL YEAR 2022-2023  
CAPITAL BUDGET  
FACILITY IMPROVEMENTS  
HYDRO-ELECTRIC FACILITY**

PROJECT DESCRIPTION	COST
<p><b>Concrete Repair Project:</b></p> <p>The hydro plant has a few areas where the building's concrete is old and failing. There are some areas that need an overlay, other areas need to have cracks pumped with concrete, and the back stairs on the building need to be removed. The back stairs are no longer used and are falling apart. The stairs are a significant safety hazard.</p>   <p>Funding to support this project will be from the American Rescue Plan Act of 2021.</p>	<p><b>\$320,000</b></p>
<b>TOTAL</b>	<b>\$320,000</b>



**CITY OF WATERTOWN, NEW YORK**

CITY HALL

245 WASHINGTON STREET

WATERTOWN, NEW YORK 13601-3380

Project:

Hydro Plant Concrete Work Project, Phase 2

Bid / RFP Number:

Bid #2023-05

Opening Date:

Thursday April 20, 2023 @ 10:00 AM

*The following results are bids as presented at the bid opening and do not represent an award.***Vendor Name, Address and Point of  
Contact**On Point Excavation &  
Consulting LLC

D.C. Building Systems, Inc.

Dexter, NY 13634

Watertown, NY 13601

**Total Base Bid****\$165,389.67****\$589,300.00**

Res No. 13

May 9, 2023

To: The Honorable Mayor and City Council  
From: Kenneth A. Mix, City Manager  
Subject: Approving Changes to City Fees and Charges Schedule - Pickleball

The Superintendent of Parks and Recreation is recommending the pickleball fees be added to the City Fees and Charges Schedule.

The resolution attached for City Council consideration amends the FY 2022-2023 City Fees and Charges Schedule.

**RESOLUTION**

Page 1 of 1

Approving Changes to Annual City Fees  
And Charges Schedule - Pickleball

Council Member HICKEY, Patrick J.

Council Member OLNEY III, Clifford G.

Council Member PIERCE, Sarah V.C.

Council Member RUGGIERO, Lisa A.

Mayor SMITH, Jeffrey M.

Total .....

YEA	NAY

***Introduced by*** \_\_\_\_\_

WHEREAS City Council established a City Fees and Charges Schedule for the City of Watertown, as authorized by Local Law No. 2 of 2016, and

WHEREAS the Fiscal Year 2022-2023 City Fees and Charges Schedule was adopted by City Council on June 6, 2022 when the Fiscal Year 2022-2023 Budget was adopted, and

WHEREAS the Parks and Recreation Department has proposed changes to this schedule to include the pickleball fees,

NOW THEREFORE BE IT RESOLVED that the City Council of the City of Watertown hereby authorizes the below changes to the City Fees and Charges Schedule:

Pickleball Tournament	\$40 per team
Pickleball Open Play	\$4.00 for City Resident / \$5.00 for Non-City Resident

***Seconded by*** \_\_\_\_\_

**City of Watertown**  
**City Fees and Charges Schedule**  
**FY 2023-24**

**Parks and Recreation Fees\***

\* Military personnel and their immediate families, upon producing military ID, will be charged at the City Resident rate

<b>Arena - Ice Time for Groups</b>	<b>City Resident</b>	<b>Non City Resident</b>
Minor Hockey & Figure Skating / Student Groups		\$85.00 per hour
Adult and Non City Groups		\$125.00 per hour
Events Where Admission / Donation is Charged	\$160.00	\$200.00 per hour
School Ice Skating	\$3 per student to cover cost of skating and rentals	

<b>Arena - Ice Time</b>	<b>City Resident</b>	<b>Non City Resident</b>
Public Skating	\$4.00	\$5.00 per event
Public Skating (children under the age of 4 years old)	No Charge	No Charge
Season Public Skating Pass	\$125.00	\$156.00 season
Family Public Skating Pass	\$250.00	\$313.00 season
Family Skate Pass (All events)	\$350.00	\$438.00 season
Skate & Shoot	\$5.00	\$6.00 per day
Season Skate & Shoot Pass	\$125.00	\$156.00 season
Season Skate & Shoot Pass and Public Skate	\$200.00	\$250.00 season
Ice Skate Rental	\$3.00	\$4.00 per day
Ice Skate Rental (children under the age of 4 years old)	No Charge	No Charge
Ice Skate Sharpening	\$5.00	\$6.00 per day
Rock & Skate	\$5.00	\$6.00 per day
Slip Slide & Skate		
Per Season	\$25.00	\$50.00 season
Per Season - With Skate Rental	\$35.00	\$70.00 season
Broomball	\$5.00	\$6.00 per day
Broomball Equipment Rental	\$3.00	\$4.00 per broom
Replacement ID Card	\$5.00	\$6.00 per card

<b>Arena - Rental of Space</b>	<b>City Resident</b>	<b>Non City Resident</b>
Arena Rental / Performances	\$1,250.00	\$1,500.00 per day
Performances - Day Before / After	\$625.00	\$750.00 per day
Arena Rental Non Ice Time	\$100.00	\$125.00 per hour
Multipurpose Room - Daily	\$100.00	\$125.00 per day
Multipurpose Room - Hourly	\$25.00	\$31.00 per hour
Vendor Space	\$100.00	\$125.00 per day
Large Stage Set Up	\$1,000.00	\$1,250.00 per event
Small Stage Set Up	\$500.00	\$625.00 per event
Hospitality Room	\$250.00	\$313.00 per day
Office Rental - Seasonal	\$500.00	\$625.00 per season
Office Rental - Monthly	\$85.00	\$105.00 per month
Birthday Party Room	\$50.00	\$63.00 per party
Arena Concession - Per Vendor	\$250.00	\$313.00 per day
Arena Concession - Unlimited Concession Stands	\$1,000.00	\$1,250.00 per day
Craft and Vendor Fairs - Booth w/o Electricity	\$40.00	\$50.00 per day
Craft and Vendor Fairs - Booth w/ Electricity	\$50.00	\$63.00 per day

**City of Watertown**  
**City Fees and Charges Schedule**  
**FY 2023-24**

**Parks and Recreation Fees (con't)**

<b>Miscellaneous Arena Fees</b>	<b>City Resident</b>	<b>Non City Resident</b>
Admission to Events		
Craft and Vendor Fairs	\$3.00	\$3.00 per day
Special Events Sponsored by Parks & Rec	\$5.00	\$5.00 per day
Advertising Fees		
Advertising Signs in Arena	\$400.00	\$500.00 May-Aug
Advertising on TV in Lobby	\$100.00	\$125.00 per month

<b>Chairs and Table Rental</b>	<b>City Resident</b>	<b>Non City Resident</b>
Chair Rental: Up to 500 Chairs	\$1.00	\$1.25 per day
Chair Rental: 501 - 1000	\$0.75	\$1.00 per day
Chair Rental: 1001+	\$0.50	\$0.75 per day
Table Rental: 1 - 20 Tables	\$4.00	\$5.00 per day
Table Rental: 21+ Tables	\$3.00	\$4.00 per day

<b>Field Rental</b>	<b>City Resident</b>	<b>Non City Resident</b>
Fairgrounds Main Baseball Field - Grandstand		
Hourly	\$85.00	\$110.00 per hour
Lights	\$75.00	\$100.00 per day
Fairgrounds Main Multipurpose Field - Outdoor Stadium		
Hourly	\$75.00	\$100.00 per hour
Lights	\$75.00	\$100.00 per day
Fairgrounds Horse Ring	\$60.00	\$75.00 per day
Municipal Fairgrounds Rental	\$300.00	\$375.00 per day
Other Athletic Fields		
Hourly	\$30.00	\$37.50 per hour
Lights	\$40.00	\$50.00 per day
Performances	\$1,000.00	\$1,250.00 per day
Day Before / After	\$500.00	\$625.00 per day
Practice - Schools Within City Limits & JCC	50%	N/A per hr

<b>Field Rental For Tournaments</b>	<b>City Resident</b>	<b>Non City Resident</b>
Main Fields - Non-Profit 501C3	\$50.00	\$63.00 per hour
Other Fields - Non-Profit 501C3	\$20.00	\$25.00 per hour
Regular For Profit Events	Hourly rate	Hourly rate per day
Additional Chalk Lining	\$25.00	\$31.00 per lining

<b>Naming Rights - Athletic Fields (5 year term - fields used mid-April through early-October)</b>		
Regular Athletic Fields (11)		\$1,000 per year
Regular Athletic Fields with lights (4)		\$1,500 per year
Main Multi-Purpose Field (1)		\$3,000 per year
Grandstand (1)		\$5,000 per year

	<b>City Resident</b>	<b>Non City Resident</b>
<b>Turf</b>	\$20.00	\$25.00 per bag

**City of Watertown**  
**City Fees and Charges Schedule**  
**FY 2023-24**

**Parks and Recreation Fees (con't)**

<b>Parking</b>	<b>City Resident</b>	<b>Non City Resident</b>
Parking - Arena Concert / Performance / Show	\$1,500.00	\$1,875.00 per event
Parking - Outdoor Events	\$3,000.00	\$3,750.00 per event

<b>RV sites</b>	<b>City Resident</b>	<b>Non City Resident</b>
With Utility Hookup	\$25.00	\$31.00 per night
Without Utility Hookup	\$15.00	\$19.00 per night

**Jefferson County Agriculture Society Fair**

Arena Rental - Fair		\$3,000.00 fair
RV Sites - Fair Week		\$75.00 per site
Concessions - Jeff Co Ag Society		\$1,000.00 fair

<b>Marquee Advertising</b>	<b>City Resident</b>	<b>Non City Resident</b>
Non Parks and Recreation Events - Daily	\$10.00	\$13.00 per day
Non Parks and Recreation Events - Weekly	\$50.00	\$63.00 per week

<b>Miscellaneous Parks and Recreation Fees</b>	<b>City Resident</b>	<b>Non City Resident</b>
Vendor Fee	\$50.00	\$63.00 per event
Vendor Fee - Large Event	\$300.00	\$375.00 per event
Event Fee	\$500.00	\$625.00 per day
Alcohol Permit Processing Fee	\$10.00	\$13.00 per day

<b>Pavilion Rentals</b>	<b>City Resident</b>	<b>Non City Resident</b>
Mayor Butler Pavilion	\$50.00	\$63.00 per day
Fairgrounds Pavilion	\$50.00	\$63.00 per day
Veterans Memorial Pavilion	\$50.00	\$63.00 per day
Marble Park Pavilion	\$50.00	\$63.00 per day
Thompson Park		
Large Pavilion - One of Four Quarters	\$50.00	\$63.00 per day
Large Pavilion - Full	\$200.00	\$250.00 per day
Picnic Areas	\$10.00	\$13.00 per day
Rotary Pavilion	\$50.00	\$63.00 per day
Pinnacle Pavilion	\$50.00	\$63.00 per day
Band Stand	\$25.00	\$31.00 per day

**Thompson Park - Garbage Removal for Large Groups**

1-99 people	\$25.00 per day
100-199 people	\$50.00 per day
200+ people	\$75.00 per day

<b>Bubble Ball</b>	<b>City Resident</b>	<b>Non City Resident</b>
Bubble Ball Rental	\$5.00	\$6.00
Bubble Ball Event Fee	\$100.00	\$125.00

**City of Watertown**  
**City Fees and Charges Schedule**  
**FY 2023-24**

**Parks and Recreation Fees (con't)**

**Team Sports Programs**

Men's and Coed Adult Softball (officials included)	\$325.00	per team
Sunday Softball	\$300.00	per team
Volleyball Team	\$200.00	per team
Kickball Team	\$225.00	per team
Soccer Tournament	\$225.00	per team
Basketball Tournament	\$125.00	per team
Soccer Teams	\$225.00	per team
Sunday Football League	\$250.00	per team
Pickleball Tournament	\$40.00	per team

**Baseball and Softball Adult**

Athletic Tournaments	City Resident \$200.00	Non City Resident \$300.00 per team
----------------------	---------------------------	--

**Parks and Recreation Programs**

	City Resident	Non City Resident
Tennis Clinic	\$30.00	\$60.00 per person
Golf Lessons	\$50.00	\$100.00 per person
Youth Baseball & Softball Leagues	\$15.00	\$30.00 per person
Youth Swimming Lessons	\$15.00	\$30.00 per person
Fishing Clinic	\$30.00	\$60.00 per person
Family Yoga	\$10.00	\$20.00 per person
Scuba Diving Lessons	\$30.00	\$60.00 per person
Kid's Zumba	\$15.00	\$30.00 per person
Youth Running Club	\$20.00	\$40.00 per person
Horseback Riding Lessons	\$50.00	\$100.00 per person
Archery Day Camp	\$15.00	\$30.00 per person
Archery Week Camp	\$40.00	\$80.00 per person
Boot Camp Exercise Program	\$25.00	\$50.00 per person
Youth Camps	\$25.00	\$50.00 per person
Parks and Recreation Classes	\$25.00	\$50.00 per person
Pickleball Open Play (Arena)	\$4.00	\$5.00 per person

**City of Watertown  
City Fees and Charges Schedule  
FY 2023-24**

**Parks and Recreation Fees (con't)**

<b>Thompson Park Golf Course</b>	<b>City Resident</b>	<b>Non City Resident</b>
<b>Season Passes</b>		
18 & Under	\$ 100	\$ 125
22 & Under	\$ 250	\$ 300
Adult	\$ 725	\$ 800
Senior (62)	\$ 575	\$ 650
Senior Couple (62)	\$ 800	\$ 875
Family (2 Adults)	\$ 900	\$ 1,000
<i>Additional Student</i>	\$ 60	\$ 70
<b>Greens Fees</b>		
9-Holes	\$ 15	\$ 17
18-Holes	\$ 22	\$ 25
 Fall Rates (Effective September 15th)		
9-Holes	\$ 9	\$ 11
18-Holes	\$ 13	\$ 15
<b>Carts (Per Golfer)</b>		
9-Holes	\$ 10	\$ 11
18-Holes	\$ 15	\$ 16
<b>League Fees</b> <i>(No league fee for season pass holder. Cart fees apply)</i>		
Season - 9 Holes	\$ 225	\$ 250
Cart Pass	\$ 200	\$ 225
<b>Tournament Fees</b>		
Per Entry	\$ 40	\$ 40
<b>Driving Range</b>		
Small	\$ 5	\$ 5
Large	\$ 8	\$ 8
<b>Club Rentals</b>		
Per Outing	\$ 5	\$ 10

*ID required in order to receive resident rate.*

To Be Effective:  
Adopted:



May 9, 2023

To: The Honorable Mayor and City Council

From: Michael A. Lumbis, Planning and Community Development Director

Subject: Authorizing and Supporting a Grant Application through the USDA Forest Service Urban & Community Forestry Program

As discussed with the City Council at the May 1, 2023, meeting, the U.S. Department of Agriculture Forest Service recently announced that grant applications are being accepted for Urban and Community Forestry funding that has been made available through the Inflation Reduction Act.

Staff is proposing a multi-faceted urban forestry project to apply for that would include the following:

- *Tree Planting.* Including planting by volunteers and contractors.
- *Tree Maintenance.* Including pruning and removal of existing trees, treatment of ash trees, and watering, mulching and pruning of newly planted trees.
- *Tree Inventory and Management Plan.* Including an inventory of existing trees and planting sites with risk assessment, a canopy assessment and a management plan.
- *Community Outreach and Education.* Including marketing and educational events with local schools and partnering organizations.

While we are still developing a detailed budget for the project, it is estimated that the total could be up to \$1 million.

While the grant program requires a dollar-for-dollar match, a match waiver is also possible for projects that deliver 100% of the funding/program benefits to disadvantaged communities. The project that is being proposed would be entirely located within disadvantaged areas of the City as defined by the Climate and Economic Justice Screening Tool and would thus be eligible for the match waiver.

We have met with the City's grant writer, LaBella Associates, D.P.C., to discuss the proposed grant opportunity and would propose that they write this application on the City's behalf. This would be the first grant written by LaBella Associates under our contract with them.

The attached resolution authorizes and supports a grant application through the USDA Forest Service Urban & Community Forestry Program in an amount up to \$1 million and directs the City Manager to apply on behalf of the City.

**RESOLUTION**

Page 1 of 1

Authorizing and Supporting a  
Grant Application through the  
USDA Forest Service Urban &  
Community Forestry Program

Council Member HICKEY, Patrick J.

Council Member OLNEY III, Clifford G.

Council Member PIERCE, Sarah V.C.

Council Member RUGGIERO, Lisa A.

Mayor SMITH, Jeffrey M.

Total .....

YEA	NAY

***Introduced by***

WHEREAS the U.S. Department of Agriculture Forest Service has recently announced that grant applications are being accepted for Urban and Community Forestry funding that has been made available through the Inflation Reduction Act, and

WHEREAS the City of Watertown has made the planting, care, and management of its urban forest a priority over the last three decades in the wake of several devastating storms in the 1990's, and most recently a city-wide infestation of the destructive Emerald Ash Borer, and

WHEREAS Tree Watertown, the City's Street Tree Advisory Board, has recommended that the City apply for funding through this program, and

WHEREAS City Staff is proposing a multi-faceted urban forestry project that would include Tree Planting, Tree Maintenance a Tree Inventory and Management Plan and Community Outreach and Education,

NOW THEREFORE BE IT RESOLVED that the City Council of the City of Watertown hereby authorizes and supports a grant application for up to \$1 million through the USDA Forest Service Urban & Community Forestry Program, and

BE IT FURTHER RESOLVED that City Manager Kenneth A. Mix is hereby authorized and directed to file an application for funding and upon approval of said request, to enter into and execute a project agreement with the USDA Forest Service for such financial assistance for the City of Watertown.

***Seconded by:***

Res. No. 15

May 15, 2023

To: The Honorable Mayor and City Council

From: Kenneth A. Mix, City Manager

Subject: Supporting the Construction of a Roof Over the Bandstand in Thompson Park in Honor of Former Mayor T. Urling Walker

This resolution in support of the construction of a roof over the bandstand in Thompson Park in honor of former Mayor T. Urling Walker has been requested by Council Member Hickey.

Accordingly, a resolution has been prepared for City Council consideration.

**RESOLUTION**

Page 1 of 1

Supporting the Construction of a Roof Over  
the Bandstand in Thompson Park in Honor  
of Former Mayor T. Urling Walker

Council Member HICKEY, Patrick J.

Council Member OLNEY III, Clifford G.

Council Member PIERCE, Sarah V.C.

Council Member RUGGIERO, Lisa A.

Mayor SMITH, Jeffrey M.

Total .....

YEA	NAY

***Introduced by***


---

WHEREAS the late Mayor T. "Tom" Urling Walker was a dedicated leader of the City of Watertown and an advocate for Thompson Park; and

WHEREAS the construction of a roof over the Bandstand in Thompson Park will benefit the community and visitors to the park by providing a covered space for outdoor events and performances; and

WHEREAS a roof over the Bandstand will allow for people to come together in all weather conditions and enjoy the beauty of the park and the community; and

WHEREAS, former Mayor Tom Walker had expressed great interest in this project before he passed away in January; and

WHEREAS a lasting memorial honoring Mayor Walker and his vision for the park is a way for the City to show its appreciation for his dedicated service;

NOW THEREFORE BE IT RESOLVED, by the City Council of Watertown that we fully support the construction of a roof over the Bandstand in Thompson Park in honor of the late Mayor T. "Tom" Urling Walker, a visionary leader and advocate for the community; and

BE IT FURTHER RESOLVED, that the City of Watertown will consider providing financial support towards the project during a discussion regarding monetary funds that the City might contribute.

***Seconded by*** \_\_\_\_\_

Res. No. 16

May 15, 2023

To: The Honorable Mayor and City Council  
From: Kenneth A. Mix, City Manager  
Subject: Adopting the New York State Climate Smart Communities Pledge

This resolution to become a Climate Smart Community has been requested by Council Member Pierce.

LaBella Associates, who recently contracted with the city for grant writing services, has also recommended becoming a Climate Smart Community for access to additional grant opportunities.

Accordingly, a resolution has been prepared for City Council consideration.

**RESOLUTION**

Page 1 of 2

Adopting the New York State Climate  
Smart Communities Pledge

Council Member HICKEY, Patrick J.

Council Member OLNEY III, Clifford G.

Council Member PIERCE, Sarah V.C.

Council Member RUGGIERO, Lisa A.

Mayor SMITH, Jeffrey M.

Total .....

YEA	NAY

***Introduced by***

WHEREAS, the City of Watertown believes that climate change poses a real and increasing threat to our local and global environments and is primarily due to the burning of fossil fuels; and

WHEREAS, the effects of climate change will endanger our infrastructure, economy and livelihoods; harm our farms, orchards, and ecological communities, including native fish and wildlife populations; spread invasive species and exotic diseases; reduce drinking water supplies and recreational opportunities; and pose health threats to our citizens; and

WHEREAS, we believe that our response to climate change provides us with an unprecedented opportunity to save money, and to build livable, energy-independent and secure communities, vibrant innovation economies, healthy and safe schools, and resilient infrastructures; and

WHEREAS, we believe the scale of greenhouse gas (GHG) emissions reductions required for climate stabilization will require sustained and substantial efforts; and

WHEREAS, we believe that even if emissions were dramatically reduced today, communities would still be required to adapt to the effects of climate change for decades to come,

NOW THEREFORE, BE IT RESOLVED, that City of Watertown, in order to reduce greenhouse gas emissions and adapt to a changing climate, adopts the New York State Climate Smart Communities pledge, which comprises the following ten elements:

- 1) Build a climate-smart community.
- 2) Inventory emissions, set goals, and plan for climate action.
- 3) Decrease energy use.
- 4) Shift to clean, renewable energy.
- 5) Use climate-smart materials management.

RESOLUTION

Page 2 of 2

Adopting the New York State Climate  
Smart Communities Pledge

Council Member HICKEY, Patrick J.  
Council Member OLNEY III, Clifford G.  
Council Member PIERCE, Sarah V.C.  
Council Member RUGGIERO, Lisa A.  
Mayor SMITH, Jeffrey M.  
Total .....

YEA	NAY

- 6) Implement climate-smart land use.
- 7) Enhance community resilience to climate change.
- 8) Support a green innovation economy.
- 9) Inform and inspire the public.
- 10) Engage in an evolving process of climate action.

Seconded by \_\_\_\_\_

Proposed Local Law No. 1 of 2023

May 1, 2023

To: The Honorable Mayor and City Council

From: Kenneth A. Mix, City Manager

Subject: A Local Law Overriding the Tax Levy Limit Established by New York State General Municipal Law §3-c

During the May 1, 2023 City Council Meeting, a motion was put forth and carried to schedule a public hearing for a local law overriding the tax levy limit established by New York State General Municipal Law §3-c.

Accordingly, a local law has been prepared for City Council consideration.



**LOCAL LAW**

Page 1 of 1

A Local Law Overriding the Tax  
Levy Limit Established by New York  
General Municipal Law §3-c

Council Member HICKEY, Patrick J.  
Council Member OLNEY III, Clifford G.  
Council Member PIERCE, Sarah V.C.  
Council Member RUGGIERO, Lisa A.  
Mayor SMITH, Jeffrey M.

Total .....

YEA	NAY

*Introduced by Council Member Lisa A. Ruggiero*

A local law to override the tax levy limits established by New York General Municipal Law §3-c.

WHEREAS, the City Council of the City of Watertown desires to override the limit on the amount of real property taxes that may be levied by the City of Watertown pursuant to General Municipal Law §3-c, and to allow the City of Watertown to adopt a budget for the fiscal year beginning July 1, 2023 and ending June 30, 2024 that requires a real property tax levy in excess of the “tax levy limit” as defined by General Municipal Law §3-c; and

WHEREAS, such override is authorized by the provisions of subdivision 5 of General Municipal Law §3-c, which expressly authorizes the City Council to override the tax limit by adoption of a local law approved by a vote of at least sixty percent (60%) of the City Council; and

WHEREAS a public hearing on this was held on May 15, 2023, at 7:15 p.m. in the City Council Chambers;

NOW THEREFORE BE IT ENACTED by the City Council of the City of Watertown, New York, as follows:

**Tax Levy Limit Override:** The City Council of the City of Watertown, County of Jefferson is hereby authorized to adopt a budget for the fiscal year 2023-2024 that requires a real property tax levy in excess of the amount otherwise prescribed in General Municipal Law §3-c.

**Severability:** If any clause, sentence, paragraph, subdivision, or part of this Local Law or the application thereof to any person, individual, firm or corporation, or circumstance, shall be adjudicated by any court of competent jurisdiction to be invalid or unconstitutional, such order or judgment shall not affect, impair, or invalidate the remainder thereof, but shall be confined in its operation to the clause, sentence, paragraph, subdivision, or part of this Local Law or in its application to the person, individual, firm or corporation or circumstance, directly involved in the controversy in which such judgment or order shall be rendered.

**Effective Date:** This local law shall take effect immediately upon filing with the Secretary of State.

*Seconded by Council Member Sarah V.C. Pierce*

Staff Report

May 8, 2023

To: The Honorable Mayor and City Council  
From: Kenneth A. Mix, City Manager  
Subject: NYSDEC Municipal Separate Storm Sewer System (MS4) Annual Report

The attached MS4 report has been prepared by City staff in coordination with the Jefferson County Soil and Water Conservation District. The report is available for public review and comment on the City website [www.watertown-ny.gov](http://www.watertown-ny.gov) or by contacting Engineering, Seth Bailey, at 315-785-7897 or [sbailey@watertown-ny.gov](mailto:sbailey@watertown-ny.gov).

**MS4 Annual Report Cover Page**

MCC form for period ending March 9, 2023

This cover page must be completed by the report preparer.  
Joint reports require only one cover page.

SPDES ID

N Y R 2 0

Choose one:

☐ This report is being submitted on behalf of an individual MS4.

Fill in SPDES ID in upper right hand corner.

Name of MS4

OR

☐ This report is being submitted on behalf of a Single Entity

(Per Part II.E of GP-0-10-002)

Name of Single Entity

OR

☒ This is a joint report being submitted on behalf of a coalition.

Provide SPDES ID of each permitted MS4 included in this report. Use page 2 if needed.

Name of Coalition

JEFFERSON COUNTY STORMWATER  
COALITION

SPDES ID

N Y R 2 0 A 5 6 0

SPDES ID

N Y R 2 0 A 5 6 8

SPDES ID

N Y R 2 0 A 5 5 9

SPDES ID

N Y R 2 0 A

SPDES ID

N Y R 2 0 A

SPDES ID

N Y R 2 0 A

SPDES ID

N Y R 2 0 A 5 6 1

SPDES ID

N Y R 2 0 A 5 5 7

SPDES ID

N Y R 2 0 A 5 6 5

SPDES ID

N Y R 2 0 A

SPDES ID

N Y R 2 0 A

SPDES ID

N Y R 2 0 A

SPDES ID

N Y R 2 0 A 5 6 2

SPDES ID

N Y R 2 0 A 5 5 8

SPDES ID

N Y R 2 0 A 5 6 4

SPDES ID

N Y R 2 0 A

SPDES ID

N Y R 2 0 A

SPDES ID

N Y R 2 0 A

**MS4 Annual Report Cover Page**

MCC form for period ending March 9, 2023

Provide SPDES ID of each permitted MS4 included in this report.

SPDES ID

N Y R 2 0 A

SPDES ID

N Y R 2 0 A

SPDES ID

N Y R 2 0 A

SPDES ID

N Y R 2 0 A

SPDES ID

N Y R 2 0 A

SPDES ID

N Y R 2 0 A

SPDES ID

N Y R 2 0 A

SPDES ID

N Y R 2 0 A

SPDES ID

N Y R 2 0 A

SPDES ID

N Y R 2 0 A

SPDES ID

N Y R 2 0 A

SPDES ID

N Y R 2 0 A

SPDES ID

N Y R 2 0 A

SPDES ID

N Y R 2 0 A

SPDES ID

N Y R 2 0 A

SPDES ID

N Y R 2 0 A

SPDES ID

N Y R 2 0 A

SPDES ID

N Y R 2 0 A

SPDES ID

N Y R 2 0 A

SPDES ID

N Y R 2 0 A

SPDES ID

N Y R 2 0 A

SPDES ID

N Y R 2 0 A

SPDES ID

N Y R 2 0 A

SPDES ID

N Y R 2 0 A

SPDES ID

N Y R 2 0 A

SPDES ID

N Y R 2 0 A

SPDES ID

N Y R 2 0 A

SPDES ID

N Y R 2 0 A

SPDES ID

N Y R 2 0 A

SPDES ID

N Y R 2 0 A

SPDES ID

N Y R 2 0 A

SPDES ID

N Y R 2 0 A

SPDES ID

N Y R 2 0 A

SPDES ID

N Y R 2 0 A

SPDES ID

N Y R 2 0 A

SPDES ID

N Y R 2 0 A

SPDES ID

N Y R 2 0 A

SPDES ID

N Y R 2 0 A

SPDES ID

N Y R 2 0 A

SPDES ID

N Y R 2 0 A

SPDES ID

N Y R 2 0 A

SPDES ID

N Y R 2 0 A

SPDES ID

N Y R 2 0 A

SPDES ID

N Y R 2 0 A

SPDES ID

N Y R 2 0 A

SPDES ID

N Y R 2 0 A

SPDES ID

N Y R 2 0 A

SPDES ID

N Y R 2 0 A

SPDES ID

N Y R 2 0 A

SPDES ID

N Y R 2 0 A

SPDES ID

N Y R 2 0 A

SPDES ID

N Y R 2 0 A

SPDES ID

N Y R 2 0 A

SPDES ID

N Y R 2 0 A

**MS4 Municipal Compliance Certification(MCC) Form**

MCC form for period ending March 9, 2023

Name of MS4

SPDES ID

N	Y	R	2	0	A			
---	---	---	---	---	---	--	--	--

Each MS4 must submit an MCC form.

**Section 1 - MCC Identification Page**

Indicate whether this MCC form is being submitted to certify endorsement or acceptance of:

- ☐ An Annual Report for a single MS4  
☐ A Single Entity (Per Part II.E of GP-0-10-002)  
☒ A Joint Report

Joint reports may be submitted by permittees with legally binding agreements.

If Joint Report, enter coalition name:

JEFFERSON COUNTY STORMWATER

COALITION

**MS4 Municipal Compliance Certification(MCC) Form**

MCC form for period ending March 9, 2023

SPDES ID

Name of MS4 JEFFERSON COUNTY STORMWATER COALITION

**Section 2 - Contact Information****Important Instructions - Please Read**Contact information must be provided for each of the following positions as indicated below:

1. Principal Executive Officer, Chief Elected Official or other qualified individual (per GP-0-08-002 Part VI.J).
2. Duly Authorized Representative (Information for this contact must only be submitted if a Duly Authorized Representative is signing this form)
3. The Local Stormwater Public Contact (required per GP-0-08-002 Part VII.A.2.c & Part VIII.A.2.c).
4. The Stormwater Management Program (SWMP) Coordinator (Individual responsible for coordination/implementation of SWMP).
5. Report Preparer (Consultants may provide company name in the space provided).

A separate sheet must be submitted for each position listed above unless more than one position is filled by the same individual. If one individual fills multiple roles, provide the contact information once and check all positions that apply to that individual.

If a new Duly Authorized Representative is signing this report, their contact information must be provided and a signature authorization form, signed by the Principal Executive Officer or Chief Elected Official must be attached.

For each contact, select all that apply:

- ☐ Principal Executive Officer/Chief Elected Official  
☐ Duly Authorized Representative  
☐ Local Stormwater Public Contact  
☐ Stormwater Management Program (SWMP) Coordinator  
☒ Report Preparer

First Name	MI	Last Name
GEORGE		BIRTH
Title		
ENVIRONMENTAL RESOURCE ENGINEER		
Address		
25451 STATE ROUTE 12		
City	State	Zip
WATERTOWN	NY	13601 -
eMail		
ERE@JEFFERSONCOUNTYSWCD.ORG		
Phone	County	
( 315 ) 782 - 2749	JEFFERSON	

**MS4 Municipal Compliance Certification(MCC) Form**

MCC form for period ending March 9, 2023

Name of MS4 City of Watertown

SPDES ID

N Y R 2 0 A 5 6 5

**Section 2 - Contact Information**

Important Instructions - Please Read

Contact information must be provided for each of the following positions as indicated below:

1. Principal Executive Officer, Chief Elected Official or other qualified individual (per GP-0-08-002 Part VI.J).
2. Duly Authorized Representative (Information for this contact must only be submitted if a Duly Authorized Representative is signing this form)
3. The Local Stormwater Public Contact (required per GP-0-08-002 Part VII.A.2.c & Part VIII.A.2.c).
4. The Stormwater Management Program (SWMP) Coordinator (Individual responsible for coordination/implementation of SWMP).
5. Report Preparer (Consultants may provide company name in the space provided).

A separate sheet must be submitted for each position listed above unless more than one position is filled by the same individual. If one individual fills multiple roles, provide the contact information once and check all positions that apply to that individual.

If a new Duly Authorized Representative is signing this report, their contact information must be provided and a signature authorization form, signed by the Principal Executive Officer or Chief Elected Official must be attached.

For each contact, select all that apply:

- ☒ Principal Executive Officer/Chief Elected Official
- ☐ Duly Authorized Representative
- ☐ Local Stormwater Public Contact
- ☐ Stormwater Management Program (SWMP) Coordinator
- ☐ Report Preparer

First Name

K e n n e t h

MI

A

Last Name

M i x

Title

C i t y M a n a g e r

Address

2 4 5 W a s h i n g t o n S t r e e t

City

W a t e r t o w n

State

N Y

Zip

1 3 6 0 1 -

eMail

k m i x @ w a t e r t o w n - n y . g o v

Phone

( 3 1 5 ) 7 8 5 - 7 7 3 0

County

J e f f e r s o n

**MS4 Municipal Compliance Certification(MCC) Form**

MCC form for period ending March 9, 2 0 2 3

Name of MS4 City of Watertown

SPDES ID

N Y R 2 0 A 5 6 5

**Section 2 - Contact Information****Important Instructions - Please Read**Contact information must be provided for each of the following positions as indicated below:

1. Principal Executive Officer, Chief Elected Official or other qualified individual (per GP-0-08-002 Part VI.J).
2. Duly Authorized Representative (Information for this contact must only be submitted if a Duly Authorized Representative is signing this form)
3. The Local Stormwater Public Contact (required per GP-0-08-002 Part VII.A.2.c & Part VIII.A.2.c).
4. The Stormwater Management Program (SWMP) Coordinator (Individual responsible for coordination/implementation of SWMP).
5. Report Preparer (Consultants may provide company name in the space provided).

A separate sheet must be submitted for each position listed above unless more than one position is filled by the same individual. If one individual fills multiple roles, provide the contact information once and check all positions that apply to that individual.

If a new Duly Authorized Representative is signing this report, their contact information must be provided and a signature authorization form, signed by the Principal Executive Officer or Chief Elected Official must be attached.

For each contact, select all that apply:

- ☐ Principal Executive Officer/Chief Elected Official  
☐ Duly Authorized Representative  
☒ Local Stormwater Public Contact  
☒ Stormwater Management Program (SWMP) Coordinator  
☐ Report Preparer

First Name

S e t h

MI

Q

Last Name

B a i l e y

Title

C i v i l E n g i n e e r 1

Address

2 4 5 W a s h i n g t o n S t r e e t

City

W a t e r t o w n

State

N Y

Zip

1 3 6 0 1 -

eMail

s b a i l e y @ w a t e r t o w n - n y . g o v

Phone

( 3 1 5 ) 7 8 5 - 7 8 9 7

County

J e f f e r s o n



**MS4 Municipal Compliance Certification(MCC) Form**

MCC form for period ending March 9, 2023

Name of MS4

VILLAGE OF BLACK RIVER

SPDES ID

NYR20A560

**Section 2 - Contact Information**

Important Instructions - Please Read

Contact information must be provided for each of the following positions as indicated below:

1. Principal Executive Officer, Chief Elected Official or other qualified individual (per GP-0-08-002 Part VI.J).
2. Duly Authorized Representative (Information for this contact must only be submitted if a Duly Authorized Representative is signing this form)
3. The Local Stormwater Public Contact (required per GP-0-08-002 Part VII.A.2.c & Part VIII.A.2.c).
4. The Stormwater Management Program (SWMP) Coordinator (Individual responsible for coordination/implementation of SWMP).
5. Report Preparer (Consultants may provide company name in the space provided).

A separate sheet must be submitted for each position listed above unless more than one position is filled by the same individual. If one individual fills multiple roles, provide the contact information once and check all positions that apply to that individual.

If a new Duly Authorized Representative is signing this report, their contact information must be provided and a signature authorization form, signed by the Principal Executive Officer or Chief Elected Official must be attached.

For each contact, select all that apply:

- ☒ Principal Executive Officer/Chief Elected Official
- ☐ Duly Authorized Representative
- ☒ Local Stormwater Public Contact
- ☒ Stormwater Management Program (SWMP) Coordinator
- ☐ Report Preparer

First Name

FRANCIS

MI

Last Name

DISHAW

Title

MAYOR

Address

107 JEFFERSON PLACE

City

BLACK RIVER

State

NY

Zip

1 3 6 1 2 -

eMail

Dishaw\_frank@hotmail.com

Phone

( 3 1 5 ) 7 7 3 - 5 7 2 1

County

JEFFERSON

**MS4 Municipal Compliance Certification(MCC) Form**

MCC form for period ending March 9, 2023

Name of MS4

VILLAGE OF BROWNVILLE

SPDES ID

NYR20A561

**Section 2 - Contact Information****Important Instructions - Please Read**Contact information must be provided for each of the following positions as indicated below:

1. Principal Executive Officer, Chief Elected Official or other qualified individual (per GP-0-08-002 Part VI.J).
2. Duly Authorized Representative (Information for this contact must only be submitted if a Duly Authorized Representative is signing this form)
3. The Local Stormwater Public Contact (required per GP-0-08-002 Part VII.A.2.c & Part VIII.A.2.c).
4. The Stormwater Management Program (SWMP) Coordinator (Individual responsible for coordination/implementation of SWMP).
5. Report Preparer (Consultants may provide company name in the space provided).

A separate sheet must be submitted for each position listed above unless more than one position is filled by the same individual. If one individual fills multiple roles, provide the contact information once and check all positions that apply to that individual.

If a new Duly Authorized Representative is signing this report, their contact information must be provided and a signature authorization form, signed by the Principal Executive Officer or Chief Elected Official must be attached.

For each contact, select all that apply:

- ☐ Principal Executive Officer/Chief Elected Official  
☐ Duly Authorized Representative  
☐ Local Stormwater Public Contact  
☒ Stormwater Management Program (SWMP) Coordinator  
☐ Report Preparer

First Name

MICHAEL

MI

Last Name

BATTISTA

Title

ZONING

Address

PO BOX 118

City

BROWNVILLE

State

NY

Zip

1 3 6 1 5

-

eMail

MWBATTISTAPLS@GMAIL.COM

Phone

( 3 1 5 ) 7 7 8 - 3 4 4 2

County

JEFFERSON

**MS4 Municipal Compliance Certification(MCC) Form**

MCC form for period ending March 9, 2023

Name of MS4

VILLAGE OF BROWNVILLE

SPDES ID

NYR20A561

**Section 2 - Contact Information**

Important Instructions - Please Read

Contact information must be provided for each of the following positions as indicated below:

1. Principal Executive Officer, Chief Elected Official or other qualified individual (per GP-0-08-002 Part VI.J).
2. Duly Authorized Representative (Information for this contact must only be submitted if a Duly Authorized Representative is signing this form)
3. The Local Stormwater Public Contact (required per GP-0-08-002 Part VII.A.2.c & Part VIII.A.2.c).
4. The Stormwater Management Program (SWMP) Coordinator (Individual responsible for coordination/implementation of SWMP).
5. Report Preparer (Consultants may provide company name in the space provided).

A separate sheet must be submitted for each position listed above unless more than one position is filled by the same individual. If one individual fills multiple roles, provide the contact information once and check all positions that apply to that individual.

If a new Duly Authorized Representative is signing this report, their contact information must be provided and a signature authorization form, signed by the Principal Executive Officer or Chief Elected Official must be attached.

For each contact, select all that apply:

- ☒ Principal Executive Officer/Chief Elected Official
- ☐ Duly Authorized Representative
- ☐ Local Stormwater Public Contact
- ☐ Stormwater Management Program (SWMP) Coordinator
- ☐ Report Preparer

First Name

PATRICK

MI

Last Name

CONNOR

Title

MAYOR

Address

PO BOX 118

City

BROWNVILLE

State

NY

Zip

1 3 6 1 5 -

eMail

BVILLE@NNYMAIL.COM

Phone

( 3 1 5 ) 7 8 2 - 7 6 5 0

County

JEFFERSON

**MS4 Municipal Compliance Certification(MCC) Form**

MCC form for period ending March 9, 2023

Name of MS4 VILLAGE OF BROWNVILLE

SPDES ID

NYR20A561

**Section 2 - Contact Information****Important Instructions - Please Read**Contact information must be provided for *each* of the following positions as indicated below:

1. Principal Executive Officer, Chief Elected Official or other qualified individual (per GP-0-08-002 Part VI.J).
2. Duly Authorized Representative (Information for this contact must only be submitted if a Duly Authorized Representative is signing this form)
3. The Local Stormwater Public Contact (required per GP-0-08-002 Part VII.A.2.c & Part VIII.A.2.c).
4. The Stormwater Management Program (SWMP) Coordinator (Individual responsible for coordination/implementation of SWMP).
5. Report Preparer (Consultants may provide company name in the space provided).

A separate sheet must be submitted for each position listed above unless more than one position is filled by the same individual. If one individual fills multiple roles, provide the contact information once and check all positions that apply to that individual.

If a new Duly Authorized Representative is signing this report, their contact information must be provided and a signature authorization form, signed by the Principal Executive Officer or Chief Elected Official must be attached.

For each contact, select all that apply:

- ☐ Principal Executive Officer/Chief Elected Official  
☐ Duly Authorized Representative  
☒ Local Stormwater Public Contact  
☐ Stormwater Management Program (SWMP) Coordinator  
☐ Report Preparer

First Name

BILL

MI

Last Name

PICKETT

Title

DPW

Address

PO BOX 118

City

BROWNVILLE

State

NY

Zip

1 3 6 1 5 -

eMail

BVILLE@NNYMAIL.COM

Phone

( 3 1 5 ) 7 8 2 - 7 9 1 6

County

JEFFERSON

**MS4 Municipal Compliance Certification(MCC) Form**

MCC form for period ending March 9, 2023

Name of MS4

VILLAGE OF CARTHAGE

SPDES ID

NYR20A562

**Section 2 - Contact Information**

Important Instructions - Please Read

Contact information must be provided for each of the following positions as indicated below:

1. Principal Executive Officer, Chief Elected Official or other qualified individual (per GP-0-08-002 Part VI.J).
2. Duly Authorized Representative (Information for this contact must only be submitted if a Duly Authorized Representative is signing this form)
3. The Local Stormwater Public Contact (required per GP-0-08-002 Part VII.A.2.c & Part VIII.A.2.c).
4. The Stormwater Management Program (SWMP) Coordinator (Individual responsible for coordination/implementation of SWMP).
5. Report Preparer (Consultants may provide company name in the space provided).

A separate sheet must be submitted for each position listed above unless more than one position is filled by the same individual. If one individual fills multiple roles, provide the contact information once and check all positions that apply to that individual.

If a new Duly Authorized Representative is signing this report, their contact information must be provided and a signature authorization form, signed by the Principal Executive Officer or Chief Elected Official must be attached.

For each contact, select all that apply:

- ☐ Principal Executive Officer/Chief Elected Official  
☐ Duly Authorized Representative  
☒ Local Stormwater Public Contact  
☒ Stormwater Management Program (SWMP) Coordinator  
☐ Report Preparer

First Name

MARK

MI

Last Name

ROBERTS

Title

SUPERINTENDENT

Address

120 SOUTH MECHANIC STREET

City

CARTHAGE

State

NY

Zip

1 3 6 1 9 -

eMail

DPW@VILLAGEOFCARTHAGENY.COM

Phone

( 3 1 5 ) 4 9 3 - 2 2 1 0

County

JEFFERSON

**MS4 Municipal Compliance Certification(MCC) Form**

MCC form for period ending March 9, 2 0 2 3

Name of MS4 Village of Carthage

SPDES ID

N Y R 2 0 A 5 6 2

**Section 2 - Contact Information**

Important Instructions - Please Read

Contact information must be provided for each of the following positions as indicated below:

1. Principal Executive Officer, Chief Elected Official or other qualified individual (per GP-0-08-002 Part VI.J).
2. Duly Authorized Representative (Information for this contact must only be submitted if a Duly Authorized Representative is signing this form)
3. The Local Stormwater Public Contact (required per GP-0-08-002 Part VII.A.2.c & Part VIII.A.2.c).
4. The Stormwater Management Program (SWMP) Coordinator (Individual responsible for coordination/implementation of SWMP).
5. Report Preparer (Consultants may provide company name in the space provided).

A separate sheet must be submitted for each position listed above unless more than one position is filled by the same individual. If one individual fills multiple roles, provide the contact information once and check all positions that apply to that individual.

If a new Duly Authorized Representative is signing this report, their contact information must be provided and a signature authorization form, signed by the Principal Executive Officer or Chief Elected Official must be attached.

For each contact, select all that apply:

- ☒ Principal Executive Officer/Chief Elected Official
- ☐ Duly Authorized Representative
- ☐ Local Stormwater Public Contact
- ☐ Stormwater Management Program (SWMP) Coordinator
- ☐ Report Preparer

First Name

M i c h e a l

MI

F

Last Name

A s t a f a n

Title

V i l l a g e P r e s i d e n t

Address

1 2 0 S o u t h M e c h a n i c S t r e e t

City

C a r t h a g e

State

N Y

Zip

1 3 6 1 9 -

eMail

Phone

( 3 1 5 ) 4 9 3 - 1 0 6 0

County

J e f f e r s o n

**MS4 Municipal Compliance Certification(MCC) Form**

MCC form for period ending March 9, 2023

Name of MS4 JEFFERSON COUNTY

SPDES ID

NYR20A568

**Section 2 - Contact Information**

Important Instructions - Please Read

Contact information must be provided for each of the following positions as indicated below:

1. Principal Executive Officer, Chief Elected Official or other qualified individual (per GP-0-08-002 Part VI.J).
2. Duly Authorized Representative (Information for this contact must only be submitted if a Duly Authorized Representative is signing this form)
3. The Local Stormwater Public Contact (required per GP-0-08-002 Part VII.A.2.c & Part VIII.A.2.c).
4. The Stormwater Management Program (SWMP) Coordinator (Individual responsible for coordination/implementation of SWMP).
5. Report Preparer (Consultants may provide company name in the space provided).

A separate sheet must be submitted for each position listed above unless more than one position is filled by the same individual. If one individual fills multiple roles, provide the contact information once and check all positions that apply to that individual.

If a new Duly Authorized Representative is signing this report, their contact information must be provided and a signature authorization form, signed by the Principal Executive Officer or Chief Elected Official must be attached.

For each contact, select all that apply:

- ☐ Principal Executive Officer/Chief Elected Official  
☐ Duly Authorized Representative  
☒ Local Stormwater Public Contact  
☒ Stormwater Management Program (SWMP) Coordinator  
☐ Report Preparer

First Name

ANDY

MI

Last Name

NEVIN

Title

PLANNING, SWMP CONTACT &amp; COORDINATOR

Address

195 ARSENAL STREET

City

WATERTOWN

State

NY

Zip

1 3 6 0 1 -

eMail

ANDYN@CO.JEFFERSON.NY.US

Phone

( 3 1 5 ) 4 8 9 - 0 7 1 1

County

JEFFERSON

**MS4 Municipal Compliance Certification(MCC) Form**

MCC form for period ending March 9, 2023

Name of MS4 JEFFERSON COUNTY

SPDES ID

NYR20A568

**Section 2 - Contact Information****Important Instructions - Please Read**Contact information must be provided for each of the following positions as indicated below:

1. Principal Executive Officer, Chief Elected Official or other qualified individual (per GP-0-08-002 Part VI.J).
2. Duly Authorized Representative (Information for this contact must only be submitted if a Duly Authorized Representative is signing this form)
3. The Local Stormwater Public Contact (required per GP-0-08-002 Part VII.A.2.c & Part VIII.A.2.c).
4. The Stormwater Management Program (SWMP) Coordinator (Individual responsible for coordination/implementation of SWMP).
5. Report Preparer (Consultants may provide company name in the space provided).

A separate sheet must be submitted for each position listed above unless more than one position is filled by the same individual. If one individual fills multiple roles, provide the contact information once and check all positions that apply to that individual.

If a new Duly Authorized Representative is signing this report, their contact information must be provided and a signature authorization form, signed by the Principal Executive Officer or Chief Elected Official must be attached.

For each contact, select all that apply:

- ☒ Principal Executive Officer/Chief Elected Official
- ☐ Duly Authorized Representative
- ☐ Local Stormwater Public Contact
- ☐ Stormwater Management Program (SWMP) Coordinator
- ☐ Report Preparer

First Name

MIKE

MI

Last Name

MONTIGELLI

Title

ADMINISTRATOR

Address

195 ARSENAL STREET

City

WATERTOWN

State

NY

Zip

1 3 6 0 1 -

eMail

MMONTIGELLI@CO.JEFFERSON.NY.US

Phone

( 0 ) 0 -

County

JEFFERSON



**MS4 Municipal Compliance Certification(MCC) Form**

MCC form for period ending March 9, 2023

Name of MS4 TOWN OF LERAY

SPDES ID

NYR20A557

**Section 2 - Contact Information**

Important Instructions - Please Read

Contact information must be provided for each of the following positions as indicated below:

1. Principal Executive Officer, Chief Elected Official or other qualified individual (per GP-0-08-002 Part VI.J).
2. Duly Authorized Representative (Information for this contact must only be submitted if a Duly Authorized Representative is signing this form)
3. The Local Stormwater Public Contact (required per GP-0-08-002 Part VII.A.2.c & Part VIII.A.2.c).
4. The Stormwater Management Program (SWMP) Coordinator (Individual responsible for coordination/implementation of SWMP).
5. Report Preparer (Consultants may provide company name in the space provided).

A separate sheet must be submitted for each position listed above unless more than one position is filled by the same individual. If one individual fills multiple roles, provide the contact information once and check all positions that apply to that individual.

If a new Duly Authorized Representative is signing this report, their contact information must be provided and a signature authorization form, signed by the Principal Executive Officer or Chief Elected Official must be attached.

For each contact, select all that apply:

- ☐ Principal Executive Officer/Chief Elected Official  
☐ Duly Authorized Representative  
☒ Local Stormwater Public Contact  
☒ Stormwater Management Program (SWMP) Coordinator  
☐ Report Preparer

First Name	MI	Last Name
JESSICA		JENACK
Title		
PLANNING		
Address		
8650 LERAY STREET		
City	State	Zip
EVANS MILLS	NY	1 3 6 3 7 -
eMail		
PLANNING@TOWNOF LERAY.ORG		
Phone	County	
( 3 1 5 ) 6 2 9 - 4 0 5 2	JEFFERSON	

**MS4 Municipal Compliance Certification(MCC) Form**

MCC form for period ending March 9, 2023

Name of MS4 TOWN OF LERAY

SPDES ID

NYR20A557

**Section 2 - Contact Information****Important Instructions - Please Read**Contact information must be provided for each of the following positions as indicated below:

1. Principal Executive Officer, Chief Elected Official or other qualified individual (per GP-0-08-002 Part VI.J).
2. Duly Authorized Representative (Information for this contact must only be submitted if a Duly Authorized Representative is signing this form)
3. The Local Stormwater Public Contact (required per GP-0-08-002 Part VII.A.2.c & Part VIII.A.2.c).
4. The Stormwater Management Program (SWMP) Coordinator (Individual responsible for coordination/implementation of SWMP).
5. Report Preparer (Consultants may provide company name in the space provided).

A separate sheet must be submitted for each position listed above unless more than one position is filled by the same individual. If one individual fills multiple roles, provide the contact information once and check all positions that apply to that individual.

If a new Duly Authorized Representative is signing this report, their contact information must be provided and a signature authorization form, signed by the Principal Executive Officer or Chief Elected Official must be attached.

For each contact, select all that apply:

- ☒ Principal Executive Officer/Chief Elected Official
- ☐ Duly Authorized Representative
- ☐ Local Stormwater Public Contact
- ☐ Stormwater Management Program (SWMP) Coordinator
- ☐ Report Preparer

First Name	MI	Last Name
RONALD		TAYLOR
Title		
SUPERVISOR		
Address		
8650 LERAY STREET		
City	State	Zip
EVANS MILLS	NY	13637 -
eMail		
LERAYADMIN@NNYMAIL.COM		
Phone	County	
(315) 629 - 5532	JEFFERSON	

**MS4 Municipal Compliance Certification(MCC) Form**

MCC form for period ending March 9, 2023

Name of MS4 TOWN OF RUTLAND

SPDES ID

NYR20A558

**Section 2 - Contact Information**

Important Instructions - Please Read

Contact information must be provided for each of the following positions as indicated below:

1. Principal Executive Officer, Chief Elected Official or other qualified individual (per GP-0-08-002 Part VI.J).
2. Duly Authorized Representative (Information for this contact must only be submitted if a Duly Authorized Representative is signing this form)
3. The Local Stormwater Public Contact (required per GP-0-08-002 Part VII.A.2.c & Part VIII.A.2.c).
4. The Stormwater Management Program (SWMP) Coordinator (Individual responsible for coordination/implementation of SWMP).
5. Report Preparer (Consultants may provide company name in the space provided).

A separate sheet must be submitted for each position listed above unless more than one position is filled by the same individual. If one individual fills multiple roles, provide the contact information once and check all positions that apply to that individual.

If a new Duly Authorized Representative is signing this report, their contact information must be provided and a signature authorization form, signed by the Principal Executive Officer or Chief Elected Official must be attached.

For each contact, select all that apply:

- ☐ Principal Executive Officer/Chief Elected Official  
☐ Duly Authorized Representative  
☒ Local Stormwater Public Contact  
☒ Stormwater Management Program (SWMP) Coordinator  
☐ Report Preparer

First Name	SHANE	MI		Last Name	BERGHORN
Title	COORDINATOR				
Address	28411 NYS ROUTE 126				
City	BLACK RIVER	State	NY	Zip	13612
eMail	SKBERG08@GMAIL.COM				
Phone	(315)	767	-	2157	
County	JEFFERSON				

**MS4 Municipal Compliance Certification(MCC) Form**

MCC form for period ending March 9, 2023

Name of MS4 TOWN OF RUTLAND

SPDES ID

NYR20A558

**Section 2 - Contact Information****Important Instructions - Please Read**Contact information must be provided for each of the following positions as indicated below:

1. Principal Executive Officer, Chief Elected Official or other qualified individual (per GP-0-08-002 Part VI.J).
2. Duly Authorized Representative (Information for this contact must only be submitted if a Duly Authorized Representative is signing this form)
3. The Local Stormwater Public Contact (required per GP-0-08-002 Part VII.A.2.c & Part VIII.A.2.c).
4. The Stormwater Management Program (SWMP) Coordinator (Individual responsible for coordination/implementation of SWMP).
5. Report Preparer (Consultants may provide company name in the space provided).

A separate sheet must be submitted for each position listed above unless more than one position is filled by the same individual. If one individual fills multiple roles, provide the contact information once and check all positions that apply to that individual.

If a new Duly Authorized Representative is signing this report, their contact information must be provided and a signature authorization form, signed by the Principal Executive Officer or Chief Elected Official must be attached.

For each contact, select all that apply:

- ☒ Principal Executive Officer/Chief Elected Official
- ☐ Duly Authorized Representative
- ☐ Local Stormwater Public Contact
- ☐ Stormwater Management Program (SWMP) Coordinator
- ☐ Report Preparer

First Name

GARY

MI

Last Name

EDDY

Title

SUPERVISOR

Address

28411 NYS ROUTE 126

City

BLACK RIVER

State

NY

Zip

1 3 6 1 2 -

eMail

GDE1966@YAHOO.COM

Phone

( 3 1 5 ) 7 8 8 - 3 4 4 0

County

JEFFERSON

**MS4 Municipal Compliance Certification(MCC) Form**

MCC form for period ending March 9, 2023

Name of MS4 TOWN OF WATERTOWN

SPDES ID

NYR20A559

**Section 2 - Contact Information**

Important Instructions - Please Read

Contact information must be provided for each of the following positions as indicated below:

1. Principal Executive Officer, Chief Elected Official or other qualified individual (per GP-0-08-002 Part VI.J).
2. Duly Authorized Representative (Information for this contact must only be submitted if a Duly Authorized Representative is signing this form)
3. The Local Stormwater Public Contact (required per GP-0-08-002 Part VII.A.2.c & Part VIII.A.2.c).
4. The Stormwater Management Program (SWMP) Coordinator (Individual responsible for coordination/implementation of SWMP).
5. Report Preparer (Consultants may provide company name in the space provided).

A separate sheet must be submitted for each position listed above unless more than one position is filled by the same individual. If one individual fills multiple roles, provide the contact information once and check all positions that apply to that individual.

If a new Duly Authorized Representative is signing this report, their contact information must be provided and a signature authorization form, signed by the Principal Executive Officer or Chief Elected Official must be attached.

For each contact, select all that apply:

- ☐ Principal Executive Officer/Chief Elected Official  
☐ Duly Authorized Representative  
☒ Local Stormwater Public Contact  
☒ Stormwater Management Program (SWMP) Coordinator  
☐ Report Preparer

First Name

RANDY

MI

Last Name

VAAS

Title

STORMWATER CONTACT &amp; COORDINATOR

Address

22867 COUNTY ROUTE 67

City

WATERTOWN

State

NY

Zip

1 3 6 0 1 -

eMail

NAVYPAP@TWCNY. RR. COM

Phone

( 3 1 5 ) 7 8 3 - 8 0 7 7

County

JEFFERSON

**MS4 Municipal Compliance Certification(MCC) Form**

MCC form for period ending March 9, 2023

Name of MS4 TOWN OF WATERTOWN

SPDES ID

NYR20A559

**Section 2 - Contact Information****Important Instructions - Please Read**Contact information must be provided for each of the following positions as indicated below:

1. Principal Executive Officer, Chief Elected Official or other qualified individual (per GP-0-08-002 Part VI.J).
2. Duly Authorized Representative (Information for this contact must only be submitted if a Duly Authorized Representative is signing this form)
3. The Local Stormwater Public Contact (required per GP-0-08-002 Part VII.A.2.c & Part VIII.A.2.c).
4. The Stormwater Management Program (SWMP) Coordinator (Individual responsible for coordination/implementation of SWMP).
5. Report Preparer (Consultants may provide company name in the space provided).

A separate sheet must be submitted for each position listed above unless more than one position is filled by the same individual. If one individual fills multiple roles, provide the contact information once and check all positions that apply to that individual.

If a new Duly Authorized Representative is signing this report, their contact information must be provided and a signature authorization form, signed by the Principal Executive Officer or Chief Elected Official must be attached.

For each contact, select all that apply:

- ☒ Principal Executive Officer/Chief Elected Official
- ☐ Duly Authorized Representative
- ☐ Local Stormwater Public Contact
- ☐ Stormwater Management Program (SWMP) Coordinator
- ☐ Report Preparer

First Name

JOEL

MI

Last Name

BARTLETT

Title

SUPERVISOR

Address

22867 COUNTY ROUTE 67

City

WATERTOWN

State

NY

Zip

1 3 6 0 1 -

eMail

WATNCLERK@GISCO.NET

Phone

( 3 1 5 ) 7 8 2 - 8 2 4 8

County

JEFFERSON

**MS4 Municipal Compliance Certification(MCC) Form**

MCC form for period ending March 9, 2023

Name of MS4

VILLAGE WEST CARTHAGE

SPDES ID

NYR20A564

**Section 2 - Contact Information****Important Instructions - Please Read**Contact information must be provided for each of the following positions as indicated below:

1. Principal Executive Officer, Chief Elected Official or other qualified individual (per GP-0-08-002 Part VI.J).
2. Duly Authorized Representative (Information for this contact must only be submitted if a Duly Authorized Representative is signing this form)
3. The Local Stormwater Public Contact (required per GP-0-08-002 Part VII.A.2.c & Part VIII.A.2.c).
4. The Stormwater Management Program (SWMP) Coordinator (Individual responsible for coordination/implementation of SWMP).
5. Report Preparer (Consultants may provide company name in the space provided).

A separate sheet must be submitted for each position listed above unless more than one position is filled by the same individual. If one individual fills multiple roles, provide the contact information once and check all positions that apply to that individual.

If a new Duly Authorized Representative is signing this report, their contact information must be provided and a signature authorization form, signed by the Principal Executive Officer or Chief Elected Official must be attached.

For each contact, select all that apply:

- ☐ Principal Executive Officer/Chief Elected Official  
☐ Duly Authorized Representative  
☒ Local Stormwater Public Contact  
☒ Stormwater Management Program (SWMP) Coordinator  
☐ Report Preparer

First Name

PETER

MI

Last Name

CRUMP

Title

STORMWATER CONTACT &amp; COORDINATOR

Address

61 HIGH STREET

City

CARTHAGE

State

NY

Zip

1 3 6 1 9 -

eMail

PCRUMP@WESTELCOM.COM

Phone

( 3 1 5 ) 7 7 1 - 9 4 2 5

County

JEFFERSON

**MS4 Municipal Compliance Certification(MCC) Form**

MCC form for period ending March 9, 2023

Name of MS4 VILLAGE WEST CARTHAGE

SPDES ID

NYR20A564

**Section 2 - Contact Information****Important Instructions - Please Read**Contact information must be provided for each of the following positions as indicated below:

1. Principal Executive Officer, Chief Elected Official or other qualified individual (per GP-0-08-002 Part VI.J).
2. Duly Authorized Representative (Information for this contact must only be submitted if a Duly Authorized Representative is signing this form)
3. The Local Stormwater Public Contact (required per GP-0-08-002 Part VII.A.2.c & Part VIII.A.2.c).
4. The Stormwater Management Program (SWMP) Coordinator (Individual responsible for coordination/implementation of SWMP).
5. Report Preparer (Consultants may provide company name in the space provided).

A separate sheet must be submitted for each position listed above unless more than one position is filled by the same individual. If one individual fills multiple roles, provide the contact information once and check all positions that apply to that individual.

If a new Duly Authorized Representative is signing this report, their contact information must be provided and a signature authorization form, signed by the Principal Executive Officer or Chief Elected Official must be attached.

For each contact, select all that apply:

- ☒ Principal Executive Officer/Chief Elected Official
- ☐ Duly Authorized Representative
- ☐ Local Stormwater Public Contact
- ☐ Stormwater Management Program (SWMP) Coordinator
- ☐ Report Preparer

First Name

SCOTT

MI

Last Name

BURTO

Title

MAYOR

Address

61 HIGH STREET

City

CARTHAGE

State

NY

Zip

1 3 6 1 9

-

eMail

VWCMAYOR@WESTELCOM.COM

Phone

( 3 1 5 ) 4 9 3 - 2 5 5 2

County

JEFFERSON



## MS4 Municipal Compliance Certification (MCC) Form

MCC form for period ending March 9,

Name of MS4

SPDES ID

N	Y	R	2	0	A			
---	---	---	---	---	---	--	--	--

### **Section 3 - Partner Information**

Did your MS4 work with partners/coalition to complete some or all permit requirements during this reporting period? ☒ Yes ☐ No

☒ Yes      ☐ No

If Yes, complete information below.

Submit a separate sheet for each partner. Information provided in other formats will not be accepted. If your MS4 cooperated with a coalition, submit one sheet with the name of the coalition. It is not necessary to include a separate sheet for each MS4 in the coalition.

**If No, proceed to Section 4 - Certification Statement.**

Partner/Coalition Name

[illegible]

Partner/Coalition Name (con't.)

SPDES Partner ID - If applicable

[illegible]

N	Y	R	2	0					
---	---	---	---	---	--	--	--	--	--

### Address

[illegible]

City

[illegible]

State

Zip

NY

1	3	6	0	1	-				
---	---	---	---	---	---	--	--	--	--

eMail

ERE@JEFFERSONCOUNTYSWCD.ORG

**Phone**
$$\begin{pmatrix} 3 & 1 & 5 \end{pmatrix} \begin{matrix} 7 & 8 & 2 \end{matrix} - \begin{matrix} 2 & 7 & 4 & 9 \end{matrix}$$

Legally Binding Agreement in accordance

with GP-0-08-002 Part IV.G.? ☒ Yes ☐ No

What tasks/responsibilities are shared with this partner (e.g. MM1 School Programs or Multiple Tasks)?

[illegible][illegible][illegible][illegible][illegible][illegible]

### Additional tasks/responsibilities

- *Watershed Improvement Strategy Best Management Practices* required for MS4s in impaired watersheds included in GP-0-08-002 Part IX.

## **MS4 Municipal Compliance Certification(MCC) Form**

MCC form for period ending March 9,

Name of MS4

SPDES ID

N	Y	R	2	0	A			
---	---	---	---	---	---	--	--	--

## **Section 4 - Certification Statement**

"I certify under penalty of law that this document and all attachments were prepared under my direction or supervision in accordance with a system designed to assure that qualified personnel properly gathered and evaluated the information submitted. Based on my inquiry of the person or persons who manage the system, or those persons directly responsible for gathering the information, the information submitted is, the best of my knowledge and belief, true, accurate, and complete. I am aware that there are significant penalties for submitting false information, including the possibility of fine and imprisonment for knowing violations."

This form must be signed by either a principal executive officer or ranking elected official, or duly authorized representative of that person as described in GP-0-08-002 Part VI.J.

First Name

[illegible]

MI

--	--

Last Name

[illegible]

**Title** (Clearly print title of individual signing report)

[illegible]

Signature

Date \_\_\_\_\_

0		/	0		/				
---	--	---	---	--	---	--	--	--	--

The annual report form and any attachments can be sent to the DEC Central Office clicking the Submit Form link below, or by sending it directly to: [MS4compliance@dec.ny.gov](mailto:MS4compliance@dec.ny.gov). All submissions must include the SPDES ID in the title and must be complete before hitting the Submit Form link below:

## Submit Form

**If unable to submit electronically, hardcopy submissions can be sent to:**

Bureau of Water Compliance  
Division of Water  
4th Floor  
625 Broadway  
Albany, New York 12233-3505

## MS4 Annual Report Form

This report is being submitted for the reporting period ending March 9, 2023

If submitting this form as part of a joint report on behalf of a coalition leave SPDES ID blank.

Name of MS4/Coalition

JEFFERSON COUNTY STORMWATER COALITION

SPDES ID

N	Y	R	2	0				
---	---	---	---	---	--	--	--	--

## Water Quality Trends

The information in this section is being reported (check one):

- ☐ On behalf of an individual MS4  
☒ On behalf of a coalition

How many MS4s are contributed to this report?

	9	
--	---	--

- 1. Has this MS4/Coalition produced any reports documenting water quality trends related to stormwater? If not, answer No and proceed to Minimum Control Measure One.** ☐ Yes

If Yes, choose one of the following

- ☐ Report(s) attached to the annual report
- ☐ Web Page(s) where report(s) is/are provided below

Please provide specific address of page where report(s) can be accessed - not home page.

URL

[illegible]

URL

[illegible]

URL

[illegible]

URL

[illegible]

# MS4 Annual Report Form

**This report is being submitted for the reporting period ending March 9, 2023**

If submitting this form as part of a joint report on behalf of a coalition leave SPDES ID blank.

Name of MS4/Coalition **JEFFERSON COUNTY STORMWATER COALITION**

SPDES ID

N	Y	R	2	0				
---	---	---	---	---	--	--	--	--

### **Minimum Control Measure 1. Public Education and Outreach**

The information in this section is being reported (check one):

- ☐ On behalf of an individual MS4  
☒ On behalf of a coalition

How many MS4s contributed to this report?

	9	
--	---	--

## 1. Targeted Public Education and Outreach Best Management Practices

Check all topics that were included in Education and Outreach during this reporting period:

- ☒ Construction Sites
  - ☒ General Stormwater Management Information
  - ☒ Household Hazardous Waste Disposal
  - ☒ Illicit Discharge Detection and Elimination
  - ☐ Infrastructure Maintenance
  - ☐ Smart Growth
  - ☒ Storm Drain Marking
  - ☒ Green Infrastructure/Better Site Design/Low Impact Development
  - ☐ Other:
  - ☒ Pesticide and Fertilizer Application
  - ☐ Pet Waste Management
  - ☐ Recycling
  - ☒ Riparian Corridor Protection/Restoration
  - ☒ Trash Management
  - ☒ Vehicle Washing
  - ☐ Water Conservation
  - ☐ Wetland Protection
  - ☐ None

[illegible]

Other

**2. Specific audiences targeted during this reporting period:**

- ☒ Public Employees
- ☒ Residential
- ☒ Businesses
- ☐ Restaurants
- ☒ Other:
- ☒ Contractors
- ☒ Developers
- ☒ General Public
- ☐ Industries
- ☒ Agricultural

[illegible]

Other



**This report is being submitted for the reporting period ending March 9, 2023**

Name of MS4/Coalition	JEFFERSON COUNTY STORMWATER COALITION
-----------------------	---------------------------------------

N	Y	R	2	0				
---	---	---	---	---	--	--	--	--

URL

[illegible][illegible][illegible][illegible][illegible][illegible][illegible]

**MS4 Annual Report Form**

This report is being submitted for the reporting period ending March 9, 2023

If submitting this form as part of a joint report on behalf of a coalition leave SPDES ID blank.

Name of MS4/Coalition JEFFERSON COUNTY STORMWATER COALITION

SPDES ID

N Y R 2 0

**4. Evaluating Progress Toward Measurable Goals MCM 1**

Use this page to report on your progress and project plans toward achieving measurable goals identified in your Stormwater Management Program Plan (SWMPP), including requirements in Part III.C.1. Submit additional pages as needed.

**A. Briefly summarize the Measurable Goal identified in the SWMPP in this reporting period.**

Educate the public regarding issues of stormwater pollution

**B. Briefly summarize the observations that indicated the overall effectiveness of this Measurable Goal.**

NUMBER OF MAILINGS  
MONITOR NUMBER OF WEBSITE HITS  
CONTRACTOR TRAININGS

**C. How many times was this observation measured or evaluated in this reporting period?**

4

(ex.: samples/participants/events)

**D. Has your MS4 made progress toward this Measurable Goal during this reporting period?**

☒ Yes ☐ No

**E. Is your MS4 on schedule to meet the deadline set forth in the SWMPP?**

☒ Yes ☐ No

**F. Briefly summarize the stormwater activities planned to meet the goals of this MCM during the next reporting cycle (including an implementation schedule).**

THE JEFFERSON COUNTY STORMWATER COALITION WILL CONTINUE TO ADD MATERIAL TO THE WEBSITE. THE COALITION WILL ALSO CONTINUE TO HOST THE 4-HR EROSION AND SEDIMENT CONTROL TRAINING FOR CONTRACTORS.

**MS4 Annual Report Form**

This report is being submitted for the reporting period ending March 9, 2023

If submitting this form as part of a joint report on behalf of a coalition leave SPDES ID blank.

Name of MS4/Coalition JEFFERSON COUNTY STORMWATER COALITION

SPDES ID

N Y R 2 0

**Minimum Control Measure 2. Public Involvement/Participation**

The information in this section is being reported (check one):

☐ On behalf of an individual MS4

☒ On behalf of a coalition

How many MS4s contributed to this report?

9

**1. What opportunities were provided for public participation in implementation, development, evaluation and improvement of the Stormwater Management Program (SWMP) Plan during this reporting period? Check all that apply:**

☒ Cleanup Events

# Events

1

☒ Comments on SWMP Received

# Comments

0

☐ Community Hotlines

Phone #

( ) -

Phone # (0 ) 0 -

Phone # ( ) -

Phone # (0 ) 0 -

Phone # ( ) -

Phone # (0 ) 0 -

Phone # ( ) -

Phone # (0 ) 0 -

Phone # ( ) -

Phone # (0 ) 0 -

Phone # ( ) -

☐ Community Meetings

# Attendees

☒ Plantings

Sq. Ft.

3100

☐ Storm Drain Markings

# Drains

☐ Stakeholder Meetings

# Attendees

☐ Volunteer Monitoring

# Events

☐ Other:

**2. Was public notice of availability of this annual report and Stormwater Management Program (SWMP) Plan provided?**

☒ Yes ☐ No

☐ List-Serve

# In List

☐ Newspaper Advertising

# Days Run

☐ TV/Radio Notices

# Days Run

☐ Other:

☒ Web Page URL: Enter URL(s) on the following two pages.



# MS4 Annual Report Form

**This report is being submitted for the reporting period ending March 9, 2023**

If submitting this form as part of a joint report on behalf of a coalition leave SPDES ID blank.

Name of MS4/Coalition **JEFFERSON COUNTY STORMWATER COALITION**

SPDES ID

N	Y	R	2	0				
---	---	---	---	---	--	--	--	--

**2. URL(s) con't.:**

**Please provide specific address(es) where notice(s) can be accessed - not home page.**

URL[illegible]

URL

[illegible]

URL

[illegible]

URL

[illegible]

URL

[illegible]

URL

[illegible]

URL

[illegible]

If submitting this form as part of a joint report on behalf of a coalition leave SPDES ID blank.

N	Y	R	2	0				
---	---	---	---	---	--	--	--	--

**2. URL(s) con't.:**

**Please provide specific address(es) where notices can be accessed - not home page.**

[illegible][illegible][illegible][illegible][illegible][illegible][illegible]

**MS4 Annual Report Form**

This report is being submitted for the reporting period ending March 9, 2023

If submitting this form as part of a joint report on behalf of a coalition leave SPDES ID blank.

Name of MS4/Coalition JEFFERSON COUNTY STORMWATER COALITION

SPDES ID

N Y R 2 0

**3. Where can the public access copies of this annual report, Stormwater Management Program SWMP) Plan and submit comments on those documents?**

Enter address/contact info and select radio button to indicate which document is available and whether comments may be submitted at that location. Submit additional pages as needed.

☒ MS4/Coalition Office ☒ Annual Report ☒ SWMP Plan ☒ Comments

Department

JEFFERSON COUNTY SOIL AND WATER

Address

25451 STATE ROUTE 12

City

WATERTOWN

Zip

1 3 6 0 1 -

Phone

( 3 1 5 ) 7 8 2 - 2 7 4 9

☐ Library ☐ Annual Report ☐ SWMP Plan ☐ Comments

Address

City

Zip

-

Phone

( 0 ) 0 -

☒ Other ☒ Annual Report ☒ SWMP Plan ☒ Comments

Address

COALITION MEMBERS LOCAL OFFICES

City

Zip

-

Phone

( 0 ) 0 -

☒ Web Page URL: ☒ Annual Report ☒ SWMP Plan ☒ Comments

https://jcnystormwater.com/news

Please provide specific address of page where report can be accessed - not home page.

☐ eMail ☐ Comments

**MS4 Annual Report Form**

This report is being submitted for the reporting period ending March 9, 2023

If submitting this form as part of a joint report on behalf of a coalition leave SPDES ID blank.

Name of MS4/Coalition

JEFFERSON COUNTY STORMWATER COALITION

SPDES ID

N Y R 2 0

**4.a. If this report was made available on the internet, what date was it posted?**

Leave blank if this report was not posted on the internet.

0 5 / 0 3 / 2 0 2 3

**4.b. For how many days was/will this report be posted?**

28

If submitting a report for single MS4, answer 5.a.. If submitting a joint report, answer 5.b..

**5.a. Was an Annual Report public meeting held in this reporting period?**☒ Yes ☐ No

If Yes, what was the date of the meeting?

0 / 0 /

If No, is one planned?

☐ Yes ☐ No**5.b. Was an Annual Report public meeting held for all MS4s contributing to this report during this reporting period?**☒ Yes ☐ No

If No, is one planned for each?

☒ Yes ☐ No**6. Were comments received during this reporting period?**☐ Yes ☒ No

If Yes, attach comments, responses and changes made to SWMP in response to comments to this report.

**MS4 Annual Report Form**

This report is being submitted for the reporting period ending March 9, 

2	0	2	3		
---	---	---	---	--	--

If submitting this form as part of a joint report on behalf of a coalition leave SPDES ID blank.

Name of MS4/Coalition 

JEFFERSON COUNTY STORMWATER COALITION																			
---------------------------------------	--	--	--	--	--	--	--	--	--	--	--	--	--	--	--	--	--	--	--

SPDES ID

N	Y	R	2	0					
---	---	---	---	---	--	--	--	--	--

**7. Evaluating Progress Toward Measurable Goals MCM 2**

Use this page to report on your progress and project plans toward achieving measurable goals identified in your Stormwater Management Program Plan (SWMP), including requirements in Part III.C.1. Submit additional pages as needed.

**A. Briefly summarize the Measurable Goal identified in the SWMP in this reporting period.**

Involve the public in the development, implementation and evaluation of the local stormwater management program

**B. Briefly summarize the observations that indicated the overall effectiveness of this Measurable Goal.**

-PUBLIC COMMENT AND REVIEW OF THE COALITION SWMP, NO PUBLIC COMMENTS RECEIVED  
-PUBLIC COMMENT AND REVIEW OF THE ANNUAL REPORT, NO PUBLIC COMMENTS RECEIVED ON THE ANNUAL REPORT  
-PROVIDE AN OPPURTUNITY FOR PUBLIC TO COMMENT ON STORMWATER MANAGEMENT

**C. How many times was this observation measured or evaluated in this reporting period?**

	4		
--	---	--	--

(ex.: samples/participants/events)

**D. Has your MS4 made progress toward this measurable goal during this reporting period?**
☒ Yes   ☐ No
**E. Is your MS4 on schedule to meet the deadline set forth in the SWMP?**
☒ Yes   ☐ No
**F. Briefly summarize the stormwater activities planned to meet the goals of this MCM during the next reporting cycle (including an implementation schedule).**

CONTINUE WITH NO SUBSTANTIAL CHANGES

**MS4 Annual Report Form**

This report is being submitted for the reporting period ending March 9, 2023

If submitting this form as part of a joint report on behalf of a coalition leave SPDES ID blank.

Name of MS4/Coalition JEFFERSON COUNTY STORMWATER COALITION

SPDES ID

N Y R 2 0

**Minimum Control Measure 3. Illicit Discharge Detection and Elimination**

The information in this section is being reported (check one):

☐ On behalf of an individual MS4

☒ On behalf of a coalition

How many MS4s contributed to this report?

9

1. Enter the number and approx. percent of outfalls mapped:

230 #

90 %

2. How many of these outfalls have been screened for dry weather discharges during this reporting period (outfall reconnaissance inventory)?

22

3.a. What types of generating sites/sewersheds were targeted for inspection during this reporting period?

☐ Auto Recyclers

☐ Landscaping (Irrigation)

☐ Building Maintenance

☐ Marinas

☐ Churches

☐ Metal Plateing Operations

☐ Commercial Carwashes

☒ Outdoor Fluid Storage

☐ Commercial Laundry/Dry Cleaners

☐ Parking Lot Maintenance

☐ Construction Vehicle Washouts

☐ Printing

☐ Cross-Connections

☐ Residential Carwashing

☐ Distribution Centers

☐ Restaurants

☐ Food Processing Facilities

☐ Schools and Universities

☐ Garbage Truck Washouts

☐ Septic Maintenance

☐ Hospitals

☐ Swimming Pools

☐ Improper RV Waste Disposal

☐ Vehicle Fueling

☐ Industrial Process Water

☐ Vehicle Maint./Repair Shops

☒ Other:

☐ None

PAPER MANUFACTURING

☐ Sewersheds:

**MS4 Annual Report Form**

This report is being submitted for the reporting period ending March 9, 2023

If submitting this form as part of a joint report on behalf of a coalition leave SPDES ID blank.

Name of MS4/Coalition: JEFFERSON COUNTY STORMWATER COALITION

SPDES ID

N	Y	R	2	0				
---	---	---	---	---	--	--	--	--

**3.b. What types of illicit discharges have been found during this reporting period?**

- ☐ Broken Lines From Sanitary Sewer      ☐ Industrial Connections  
☐ Cross Connections      ☐ Inflow/Infiltration  
☐ Failing Septic Systems      ☐ Pump Station Failure  
☐ Floor Drains Connected To Storm Sewers      ☒ Sanitary Sewer Overflows  
☐ Illegal Dumping      ☐ Straight Pipe Sewer Discharges  
☐ Other: \_\_\_\_\_      ☐ None

Other:										
--------	--	--	--	--	--	--	--	--	--	--

4. How many illicit discharges/potential illegal connections have been detected during this reporting period?

	1	
--	---	--

**5. How many illicit discharges have been confirmed during this reporting period?**

	1	
--	---	--

6. How many illicit discharges/illegal connections have been eliminated during this reporting period?

	1	
--	---	--

**7. Has the storm sewershed mapping been completed in this reporting period?**

☒ Yes    ☐ No

If No, approximately what percent was completed in this reporting period?

			$\frac{9}{10}$
--	--	--	----------------

**8. Is the above information available in GIS?**

☒ Yes    ☐ No

**Is this information available on the web?**

☐ Yes    ☒ No

If Yes, provide URL(s):

Please provide specific address of page where map(s) can be accessed - not home page.

URL

[illegible]

URL

URL
https://jcnystormwater.com/

## RESOURCES

[illegible]

## MS4 Annual Report Form

**This report is being submitted for the reporting period ending March 9, 2023**

If submitting this form as part of a joint report on behalf of a coalition leave SPDES ID blank.

Name of MS4/Coalition	JEFFERSON COUNTY STORMWATER COALITION
-----------------------	---------------------------------------

SPDES ID

N	Y	R	2	0				
---	---	---	---	---	--	--	--	--

**8. URL(s) con't.:**

**Please provide specific address of page where map(s) can be accessed - not home page**

URL

[illegible]

URL

[illegible]

URL

[illegible]

URL

[illegible]

URL

[illegible]

9. Has an IDDE law been adopted for each traditional MS4 and/or have IDDE procedures been approved for all non-traditional MS4s contributing to this report? ☐ Yes ☒ No

- 10. If Yes, has every traditional MS4 contributing to this report certified that this law is equivalent to the NYS Model IDDE Law?** ☐ Yes ☒ No ☐ NT

11. What percent of staff in relevant positions and departments has received IDDE training?
- |    |  |   |
|----|--|---|
| 90 |  | % |
|----|--|---|



**MS4 Annual Report Form**

This report is being submitted for the reporting period ending March 9, 

2	0	2	3
---	---	---	---

If submitting this form as part of a joint report on behalf of a coalition leave SPDES ID blank.

Name of MS4/Coalition 

JEFFERSON COUNTY STORMWATER COALITION																			
---------------------------------------	--	--	--	--	--	--	--	--	--	--	--	--	--	--	--	--	--	--	--

SPDES ID

N	Y	R	2	0					
---	---	---	---	---	--	--	--	--	--

**12. Evaluating Progress Toward Measurable Goals MCM 3**

Use this page to report on your progress and project plans toward achieving measurable goals identified in your Stormwater Management Program Plan (SWMPP), including requirements in Part III.C.1. Submit additional pages as needed.

**A. Briefly summarize the Measurable Goal identified in the SWMPP in this reporting period.**

Develop (BMPs) and program elements that focus on finding and addressing non-stormwater discharges and/or non-permitted discharges that may be entering the municipal separate storm sewer system

**B. Briefly summarize the observations that indicated the overall effectiveness of this Measurable Goal.**

OUTFALL MAPPING  
STORM SEWERSHED MAPPING  
OUTFALL RECONNAISSANCE INVENTORY  
IDDE LAW OR ORDINANCE  
EMPLOYEE EDUCATION AND TRAINING

**C. How many times was this observation measured or evaluated in this reporting period?**

	1		
--	---	--	--

(ex.: samples/participants/events)

**D. Has your MS4 made progress toward this measurable goal during this reporting period?**

☒ Yes ☐ No

**E. Is your MS4 on schedule to meet the deadline set forth in the SWMPP?**

☒ Yes ☐ No

**F. Briefly summarize the stormwater activities planned to meet the goals of this MCM during the next reporting cycle (including an implementation schedule).**

CONTINUE WITHOUT SUBSTANTIAL CHANGES

**MS4 Annual Report Form**

This report is being submitted for the reporting period ending March 9, 2023

If submitting this form as part of a joint report on behalf of a coalition leave SPDES ID blank.

Name of MS4/Coalition JEFFERSON COUNTY STORMWATER COALITION

SPDES ID

N Y R 2 0

**Minimum Control Measures 4 and 5.**  
**Construction Site and Post-Construction Control**

The information in this section is being reported (check one):

☐ On behalf of an individual MS4

☒ On behalf of a coalition

How many MS4s contributed to this report?

9

**1a. Has each MS4 contributing to this report adopted a law, ordinance or other regulatory mechanism that provides equivalent protection to the NYS SPDES General Permit for Stormwater Discharges from Construction Activities?** ☐ Yes ☒ No

**1b. Has each Town, City and/or Village contributing to this report documented that the law is equivalent to a NYSDEC Sample Local Law for Stormwater Management and Erosion and Sediment Control through either an attorney certification or using the NYSDEC Gap Analysis Workbook?** ☐ Yes ☒ No ☐ NT

If Yes, Towns, Cities and Villages provide date of equivalent NYS Sample Local Law.

☐ 09/2004 ☐ 03/2006 ☒ NT

**2. Does your MS4/Coalition have a SWPPP review procedure in place?** ☒ Yes ☐ No

**3. How many Construction Stormwater Pollution Prevention Plans (SWPPPs) have been reviewed in this reporting period?** 12

**4. Does your MS4/Coalition have a mechanism for receipt and consideration of public comments related to construction SWPPPs?** ☒ Yes ☐ No ☐ NT

If Yes, how many public comments were received during this reporting period?

**5. Does your MS4/Coalition provide education and training for contractors about the local SWPPP process?** ☒ Yes ☐ No

**6. Identify which of the following types of enforcement actions you used during the reporting period for construction activities, indicate the number of actions, or note those for which you do not have authority:**

<input type="radio"/> Notices of Violation	#	<table border="1"><tr><td></td><td></td><td></td><td></td><td></td><td></td></tr></table>							<input type="radio"/> No Authority
<input type="radio"/> Stop Work Orders	#	<table border="1"><tr><td></td><td></td><td></td><td></td><td></td><td></td></tr></table>							<input type="radio"/> No Authority
<input checked="" type="radio"/> Criminal Actions	#	<table border="1"><tr><td></td><td></td><td></td><td></td><td></td><td></td></tr></table>							<input checked="" type="radio"/> No Authority
<input type="radio"/> Termination of Contracts	#	<table border="1"><tr><td></td><td></td><td></td><td></td><td></td><td></td></tr></table>							<input type="radio"/> No Authority
<input type="radio"/> Administrative Fines	#	<table border="1"><tr><td></td><td></td><td></td><td></td><td></td><td></td></tr></table>							<input type="radio"/> No Authority
<input type="radio"/> Civil Penalties	#	<table border="1"><tr><td></td><td></td><td></td><td></td><td></td><td></td></tr></table>							<input type="radio"/> No Authority
<input checked="" type="radio"/> Administrative Orders	#	<table border="1"><tr><td></td><td></td><td></td><td></td><td></td><td></td></tr></table>							<input checked="" type="radio"/> No Authority
<input type="radio"/> Enforcement Actions or Sanctions	#	<table border="1"><tr><td></td><td></td><td></td><td></td><td></td><td></td></tr></table>							
<input type="radio"/> Other	#	<table border="1"><tr><td></td><td></td><td></td><td></td><td></td><td></td></tr></table>							<input type="radio"/> No Authority

**MS4 Annual Report Form**

This report is being submitted for the reporting period ending March 9, 2023

If submitting this form as part of a joint report on behalf of a coalition leave SPDES ID blank.

Name of MS4/Coalition JEFFERSON COUNTY STORMWATER COALITION

SPDES ID

N Y R 2 0

**Minimum Control Measure 4. Construction Site Stormwater Runoff Control**

The information in this section is being reported (check one):

☐ On behalf of an individual MS4

☒ On behalf of a coalition

How many MS4s contributed to this report?

9

1. How many construction projects have been authorized for disturbances of one acre or more during this reporting period?

11

2. How many construction projects disturbing at least one acre were active in your jurisdiction during this reporting period?

10

3. What percent of active construction sites were inspected during this reporting period? ☐ NT

80 %

4. What percent of active construction sites were inspected more than once? ☐ NT

80 %

5. Do all inspectors working on behalf of the MS4s contributing to this report use the NYS Construction Stormwater Inspection Manual?

☒ Yes ☐ No ☐ NT

6. Does your MS4/Coalition provide public access to Stormwater Pollution Prevention Plans (SWPPPs) of construction projects that are subject to MS4 review and approval?

☒ Yes ☐ No ☐ NT

If your MS4 is Non-Traditional, are SWPPPs of construction projects made available for public review?

☐ Yes ☒ No

If Yes, use the following page to identify location(s) where SWPPPs can be accessed.

**MS4 Annual Report Form**

This report is being submitted for the reporting period ending March 9, 2023

If submitting this form as part of a joint report on behalf of a coalition leave SPDES ID blank.

Name of MS4/Coalition JEFFERSON COUNTY STORMWATER COALITION

SPDES ID

N Y R 2 0

**6. con't.:**

Submit additional pages as needed.

☐ MS4/Coalition Office

Department

Address

City

Zip

0 -

Phone

( 0 ) 0 -

☐ Library

Address

City

Zip

0 -

Phone

( 0 ) 0 -

☒ Other

Address

VILLAGE/TOWN OFFICES

City

VARIOUS

NY

Zip

0 -

Phone

( 0 ) 0 -

☐ Web Page URL(s): Please provide specific address where SWPPPs can be accessed - not home page.

URL

URL

**MS4 Annual Report Form**

This report is being submitted for the reporting period ending March 9, 

2	0	2	3
---	---	---	---

If submitting this form as part of a joint report on behalf of a coalition leave SPDES ID blank.

Name of MS4/Coalition 

JEFFERSON COUNTY STORMWATER COALITION																			
---------------------------------------	--	--	--	--	--	--	--	--	--	--	--	--	--	--	--	--	--	--	--

SPDES ID

N	Y	R	2	0					
---	---	---	---	---	--	--	--	--	--

**7. Evaluating Progress Toward Measurable Goals MCM 4**

Use this page to report on your progress and project plans toward achieving measurable goals identified in your Stormwater Management Program Plan (SWMPP), including requirements in Part III.C.1. Submit additional pages as needed.

**A. Briefly summarize the Measurable Goal identified in the SWMPP in this reporting period.**

Develop a program that emphasizes the reduction or elimination of pollutants to the municipal separate storm sewer system that may emanate from construction sites

**B. Briefly summarize the observations that indicated the overall effectiveness of this Measurable Goal.**

CONSTRUCTION SITE RUNOFF CONTROL LAW OR ORDINANCE  
EROSION AND SEDIMENT CONTROL PROGRAM  
SWPPP REQUIREMENTS  
SWPPP REVIEW PROGRAM

**C. How many times was this observation measured or evaluated in this reporting period?**

	1		
--	---	--	--

(ex.: samples/participants/events)

**D. Has your MS4 made progress toward this measurable goal during this reporting period?**

☒ Yes ☐ No

**E. Is your MS4 on schedule to meet the deadline set forth in the SWMPP?**

☒ Yes ☐ No

**F. Briefly summarize the stormwater activities planned to meet the goals of this MCM during the next reporting cycle (including an implementation schedule).**

CONTINUE WITHOUT SUBSTANTIAL CHANGES  
MAKE SURE ALL MUNICIPALITIES THAT CONTRIBUTE TO THIS REPORT ARE  
COVERED UNDER A LOCAL LAW

## MS4 Annual Report Form

**This report is being submitted for the reporting period ending March 9, 2023**

If submitting this form as part of a joint report on behalf of a coalition leave SPDES ID blank.

Name of MS4/Coalition: JEFFERSON COUNTY STORMWATER COALITION

SPDES ID

N	Y	R	2	0				
---	---	---	---	---	--	--	--	--

### **Minimum Control Measure 5. Post-Construction Stormwater Management**

The information in this section is being reported (check one):

- On behalf of an individual MS4  
● On behalf of a coalition

How many MS4s contributed to this report?	9	
---	---	--

**1. How many and what type of post-construction stormwater management practices has your MS4/Coalition inventoried, inspected and maintained in this reporting period?**

	# Inventoried	# Inspections	# Times Maintained
<input checked="" type="radio"/> Alternative Practices	5	5	5
<input checked="" type="radio"/> Filter Systems	5	0	0
<input type="radio"/> Infiltration Basins			
<input checked="" type="radio"/> Open Channels	2	12	0
<input type="radio"/> Ponds			
<input type="radio"/> Wetlands			
<input type="radio"/> Other			

2. Do you use an electronic tool (e.g. GIS, database, spreadsheet) to track post-construction BMPs, inspections and maintenance? ☒ Yes ☐ No

☒ Yes    ☐ No

**3. What types of non-structural practices have been used to implement Low Impact Development/Better Site Design/Green Infrastructure principles?**

- ☒ Building Codes
 ☒ Municipal Comprehensive Plans
- ☐ Overlay Districts
 ☐ Open Space Preservation Program
- ☒ Zoning
 ☐ Local Law or Ordinance
- ☐ None
 ☒ Land Use Regulation/Zoning
- ☐ Watershed Plans
 ☐ Other Comprehensive Plan

☐ Other:

[illegible]

**MS4 Annual Report Form**

This report is being submitted for the reporting period ending March 9, 2023

If submitting this form as part of a joint report on behalf of a coalition leave SPDES ID blank.

Name of MS4/Coalition JEFFERSON COUNTY STORMWATER COALITION

SPDES ID

N Y R 2 0

4a. Are the MS4s contributing to this report involved in a regional/watershed wide planning effort?

☒ Yes ☐ No

4b. Does the MS4 have a banking and credit system for stormwater management practices?

☐ Yes ☒ No

4c. Do the SWMP Plans for each MS4 contributing to this report include a protocol for evaluation and approval of banking and credit of alternative siting of a stormwater management practice?

☐ Yes ☒ No

4d. How many stormwater management practices have been implemented as part of this system in this reporting period?

7

5. What percent of municipal officials/MS4 staff responsible for program implementation attended training on Low Impace Development (LID), Better Site Design (BSD) and other Green Infrastructure principles in this reporting period?

0 %



**MS4 Annual Report Form**

This report is being submitted for the reporting period ending March 9, 2023

If submitting this form as part of a joint report on behalf of a coalition leave SPDES ID blank.

Name of MS4/Coalition JEFFERSON COUNTY STORMWATER COALITION

SPDES ID

N Y R 2 0

**6. Evaluating Progress Toward Measurable Goals MCM 5**

Use this page to report on your progress and project plans toward achieving measurable goals identified in your Stormwater Management Program Plan (SWMPP), including requirements in Part III.C.1. Submit additional pages as needed.

**A. Briefly summarize the Measurable Goal identified in the SWMPP in this reporting period.**

The Coalition has selected the following Best Management Practices (BMP's) and activities to ensure the reduction of all pollutants of concern in stormwater discharges to the maximum extent practicable.

**B. Briefly summarize the observations that indicated the overall effectiveness of this Measurable Goal.**

POST-CONSTRUCTION SITE STORMWATER MANAGEMENT LAW OR ORDINANCE  
SWPPP REVIEW PROGRAM

**C. How many times was this observation measured or evaluated in this reporting period?**

2

(ex.: samples/participants/events)

**D. Has your MS4 made progress toward this measurable goal during this reporting period?**

☒ Yes ☐ No

**E. Is your MS4 on schedule to meet the deadline set forth in the SWMPP?**

☒ Yes ☐ No

**F. Briefly summarize the stormwater activities planned to meet the goals of this MCM during the next reporting cycle (including an implementation schedule).**

CONTINUE WITHOUT SUBSTANTIAL CHANGES  
MAKE SURE ALL MUNICIPALITIES THAT CONTRIBUTE TO THIS REPORT ARE  
COVERED UNDER A LOCAL LAW

**MS4 Annual Report Form**

This report is being submitted for the reporting period ending March 9, 2023

If submitting this form as part of a joint report on behalf of a coalition leave SPDES ID blank.

Name of MS4/Coalition JEFFERSON COUNTY STORMWATER COALITION

SPDES ID

N Y R 2 0

**Minimum Control Measure 6. Stormwater Management for Municipal Operations**

The information in this section is being reported (check one):

- ☐ On behalf of an individual MS4  
☒ On behalf of a coalition

How many MS4s contributed to this report? 9

1. Choose/list each municipal operation/facility that contributes or may potentially contribute Pollutants of Concern to the MS4 system. For each operation/facility indicate whether the operation/facility has been addressed in the MS4's/Coalition's Stormwater Management Program(SWMP) Plan and whether a self-assessment has been performed during the reporting period. A self-assessment is performed to: 1) determine the sources of pollutants potentially generated by the permittee's operations and facilities; 2) evaluate the effectiveness of existing programs and 3) identify the municipal operations and facilities that will be addressed by the pollution prevention and good housekeeping program, if it's not done already.

**Self-Assessment**  
**Operation/Activity/Facility**  
**performed within the past 3**

<u>Operation/Activity/Facility</u>	<u>Addressed in SWMP?</u>		<u>years?</u>	
Street Maintenance.....	<input checked="" type="radio"/> Yes	<input type="radio"/> No	<input checked="" type="radio"/> Yes	<input type="radio"/> No
Bridge Maintenance.....	<input checked="" type="radio"/> Yes	<input type="radio"/> No	<input checked="" type="radio"/> Yes	<input type="radio"/> No
Winter Road Maintenance.....	<input checked="" type="radio"/> Yes	<input type="radio"/> No	<input checked="" type="radio"/> Yes	<input type="radio"/> No
Salt Storage.....	<input checked="" type="radio"/> Yes	<input type="radio"/> No	<input checked="" type="radio"/> Yes	<input type="radio"/> No
Solid Waste Management.....	<input checked="" type="radio"/> Yes	<input type="radio"/> No	<input checked="" type="radio"/> Yes	<input type="radio"/> No
New Municipal Construction and Land Disturbance..	<input checked="" type="radio"/> Yes	<input type="radio"/> No	<input checked="" type="radio"/> Yes	<input type="radio"/> No
Right of Way Maintenance.....	<input checked="" type="radio"/> Yes	<input type="radio"/> No	<input checked="" type="radio"/> Yes	<input type="radio"/> No
Marine Operations.....	<input type="radio"/> Yes	<input checked="" type="radio"/> No	<input type="radio"/> Yes	<input checked="" type="radio"/> No
Hydrologic Habitat Modification.....	<input type="radio"/> Yes	<input checked="" type="radio"/> No	<input type="radio"/> Yes	<input checked="" type="radio"/> No
Parks and Open Space.....	<input checked="" type="radio"/> Yes	<input type="radio"/> No	<input checked="" type="radio"/> Yes	<input type="radio"/> No
Municipal Building.....	<input checked="" type="radio"/> Yes	<input type="radio"/> No	<input checked="" type="radio"/> Yes	<input type="radio"/> No
Stormwater System Maintenance.....	<input checked="" type="radio"/> Yes	<input type="radio"/> No	<input checked="" type="radio"/> Yes	<input type="radio"/> No
Vehicle and Fleet Maintenance.....	<input checked="" type="radio"/> Yes	<input type="radio"/> No	<input checked="" type="radio"/> Yes	<input type="radio"/> No
Other.....	<input type="radio"/> Yes	<input checked="" type="radio"/> No	<input type="radio"/> Yes	<input checked="" type="radio"/> No

**MS4 Annual Report Form**

This report is being submitted for the reporting period ending March 9, 2023

If submitting this form as part of a joint report on behalf of a coalition leave SPDES ID blank.

Name of MS4/Coalition JEFFERSON COUNTY STORMWATER COALITION

SPDES ID

N Y R 2 0

**2. Provide the following information about municipal operations good housekeeping programs:**

- ☒ Parking Lots Swept (Number of acres X Number of times swept) # Acres 55
- ☒ Streets Swept (Number of miles X Number of times swept) # Miles 2200
- ☒ Catch Basins Inspected and Cleaned Where Necessary # 772
- ☒ Post Construction Control Stormwater Management Practices Inspected and Cleaned Where Necessary # 2
- ☒ Phosphorus Applied In Chemical Fertilizer # Lbs. 138
- ☒ Nitrogen Applied In Chemical Fertilizer # Lbs. 4000
- ☒ Pesticide/Herbicide Applied (Number of acres to which pesticide/herbicide was applied X Number of times applied to the nearest tenth.) # Acres 010.2

**3. How many stormwater management trainings have been provided to municipal employees during this reporting period?**

4

**4. What was the date of the last training?**

03 / 09 / 2023

**5. How many municipal employees have been trained in this reporting period?**

48

**6. What percent of municipal employees in relevant positions and departments receive stormwater management training?**

90 %

**MS4 Annual Report Form**

This report is being submitted for the reporting period ending March 9, 

2	0	2	3
---	---	---	---

If submitting this form as part of a joint report on behalf of a coalition leave SPDES ID blank.

Name of MS4/Coalition 

JEFFERSON COUNTY STORMWATER COALITION																			
---------------------------------------	--	--	--	--	--	--	--	--	--	--	--	--	--	--	--	--	--	--	--

SPDES ID

N	Y	R	2	0					
---	---	---	---	---	--	--	--	--	--

**7. Evaluating Progress Toward Measurable Goals MCM 6**

Use this page to report on your progress and project plans toward achieving measurable goals identified in your Stormwater Management Program Plan (SWMPP), including requirements in Part III.C.1. Submit additional pages as needed.

**A. Briefly summarize the Measurable Goal identified in the SWMPP in this reporting period.**

-DEVELOP A PROGRAM TO INVENTORY AND ASSESS MUNICIPAL FACILITIES -DEVELOP A PROGRAM TO INSPECT AND CLEAN CATCH BASINS -DEVELOP A PROGRAM TO INSPECT AND CLEAN CONVEYANCE SYSTEMS -DEVELOP A STREET SWEEPING PROGRAM
---

**B. Briefly summarize the observations that indicated the overall effectiveness of this Measurable Goal.**

-% OF STAFF TRAINED -NUMBER OF CATCH BASINS INSPECTED AND CLEANED -NUMBER OF CONVEYANCE SYSTEMS INSPECTED AND CLEANED -MILES OF STREETS SWEEPED AND ACRES OF PARKING LOTS SWEEPED
--

**C. How many times was this observation measured or evaluated in this reporting period?**

	1		
--	---	--	--

(ex.: samples/participants/events)

**D. Has your MS4 made progress toward this measurable goal during this reporting period?**

☒ Yes ☐ No

**E. Is your MS4 on schedule to meet the deadline set forth in the SWMPP?**

☒ Yes ☐ No

**F. Briefly summarize the stormwater activities planned to meet the goals of this MCM during the next reporting cycle (including an implementation schedule).**

-ENSURE 100% OF ALL RELEVANT STAFF RECEIVE APPROPRIATE MCM 6 TRAINING -CONTINUE THE DEVELOPED PROGRAMS WITHOUT SUBSTANTIAL CHANGES
---

**MS4 Annual Report Form**

This report is being submitted for the reporting period ending March 9, 2023

If submitting this form as part of a joint report on behalf of a coalition leave SPDES ID blank.

Name of MS4/Coalition JEFFERSON COUNTY STORMWATER COALITION

SPDES ID

N Y R 2 0

**Additional Watershed Improvement Strategy Best Management Practices**

The information in this section is being reported (check one):

☐ On behalf of an individual MS4

☒ On behalf of a coalition

How many MS4s contributed to this report? 9

MS4s must answer the questions or check NA as indicated in the table below.

MS4 Description	Answer	Check NA	(POC)
<b>NYC EOH Watershed</b>	-	-	-
Traditional Land Use	1,2,3,4,5,6,7a-d,8a,8b,9	10,11,12	Phosphorus
Traditional Non-Land Use	1,2,3,4,7a-d,8a,8b,9	5,10,11,12	Phosphorus
Non-Traditional	1,2,77a-d,8a,8b,9	3,4,5,10,11,12	Phosphorus
<b>Onondaga Lake Watershed</b>	-	-	-
Traditional Land Use	1,6,7a-d,8a,9	2,3,4,5,8b,10,11,12	Phosphorus
Traditional Non-Land Use	1,6,7a-d,8a,9	2,3,4,5,8b,10,11,12	Phosphorus
Non-Traditional	1,6,7a-d,8a,9	2,3,4,5,8b,10,11,12	Phosphorus
<b>Greenwood Lake Watershed</b>	-	-	-
Traditional Land Use	1,4,6,7a-d,8a,9	2,3,5,8b,10,11,12	Phosphorus
Traditional Non-Land Use	1,4,6,7a-d,8a,9	2,3,5,8b,10,11,12	Phosphorus
Non-Traditional	1,4,6,7a-d,8a,9	2,3,5,8b,10,11,12	Phosphorus
<b>Oyster Bay</b>	-	-	-
Traditional Land Use	1,4,7a-d,9,10,11,12	2,3,5,6,8a,8b	Pathogens
Traditional Non-Land Use	1,4,7a-d,9,10,11,12	2,3,5,6,8a,8b	Pathogens
Non-Traditional	1,4,7a-d,9	2,3,4,5,8a,8b,10,11,12	Pathogens
<b>Peconic Estuary</b>	-	-	-
Traditional Land Use	1,4,7a-d,8a,9,10,11,12	2,3,5,6,8b	Pathogens and Nitrogen
Traditional Non-Land Use	1,4,7a-d,8a,9,10,11,12	2,3,5,6,8b	Pathogens and Nitrogen
Non-Traditional	1,4,7a-d,8a,9	2,3,4,5,8b,10,11,12	Pathogens and Nitrogen
<b>Oscawana Lake Watershed</b>	-	-	-
Traditional Land Use	1,4,6,7a-d,8a,9	2,3,5,8b,10,11,12	Phosphorus
Traditional Non-Land Use	1,4,6,7a-d,8a,9	2,3,5,8b,10,11,12	Phosphorus
Non-Traditional	1,4,6,7a-d,8a,9	2,3,5,8b,10,11,12	Phosphorus
<b>LI 27 Embayments</b>	-	-	-
Traditional Land Use	1,2,3,4,7a-d,9,10,11,12	5,6,8a,8b	Pathogens
Traditional Non-Land Use	1,2,3,4,7a-d,9,10,11,12	5,6,8a,8b	Pathogens
Non-Traditional	1,2,3,4,7a-d,9	5,6,8a,8b,10,11,12	Pathogens

1. Does your MS4/Coalition have an education program addressing impacts of phosphorus/nitrogen/pathogens on waterbodies? ☐ Yes ☒ No ☐ N/A

2. Has 100% of the MS4/Coalition conveyance system been mapped in GIS? ☐ Yes ☒ No ☐ N/A

If N/A, go to question 3.

If No, estimate what percentage of the conveyance system has been mapped so far.

90 %

Estimate what percentage was mapped in this reporting period.

10 %

**MS4 Annual Report Form**

This report is being submitted for the reporting period ending March 9, 2023

If submitting this form as part of a joint report on behalf of a coalition leave SPDES ID blank.

Name of MS4/Coalition JEFFERSON COUNTY STORMWATER COALITION

SPDES ID

N Y R 2 0

3. Does your MS4/Coalition have a Stormwater Conveyance System (infrastructure) Inspection and Maintenance Plan Program? ☒ Yes ☐ No ☐ N/A

4. Estimate the percentage of on-site wastewater treatment systems that have been inspected and maintained or rehabilitated as necessary in this reporting period? 100 %

5. Has your MS4/Coalition developed a program that provides protection equivalent to the NYSDEC SPDES General Permit for Stormwater Discharges from Construction Activities (GP-0-08-001) to reduce pollutants in stormwater runoff from construction activities that disturb five thousand square feet or more? ☐ Yes ☐ No ☒ N/A

6. Has your MS4/Coalition developed a program to address post-construction stormwater runoff from new development and redevelopment projects that disturb greater than or equal to one acre that provides equivalent protection to the NYS DEC SPDES General Permit for Stormwater Discharges from Construction Activities (GP-0-08-001), including the New York State Stormwater Design Manual Enhanced Phosphorus Removal Standards? ☐ Yes ☐ No ☒ N/A

7a. Does your MS4/Coalition have a retrofitting program to reduce erosion or phosphorus/nitrogen/pathogen loading? ☐ Yes ☒ No ☐ N/A

7b. How many projects have been sited in this reporting period?

10

7c. What percent of the projects included in 7b have been completed in this reporting period?

50 %

7d. What percent of projects planned in previous years have been completed?

100 %

☒ No Projects Planned

8a. Has your MS4/Coalition developed and implemented a turf management practices and procedures policy that addresses proper fertilizer application on municipally owned lands? ☐ Yes ☒ No ☐ N/A

8b. Has your MS4/Coalition developed and implemented a turf management practices and procedures policy that addresses proper disposal of grass clippings and leaves from municipally owned lands? ☐ Yes ☒ No ☐ N/A

**MS4 Annual Report Form**

**This report is being submitted for the reporting period ending March 9,**

20	23		
----	----	--	--

If submitting this form as part of a joint report on behalf of a coalition leave SPDES ID blank.

Name of MS4/Coalition 

JEFFERSON COUNTY STORMWATER COALITION																			
---------------------------------------	--	--	--	--	--	--	--	--	--	--	--	--	--	--	--	--	--	--	--

SPDES ID

N	Y	R	2	0					
---	---	---	---	---	--	--	--	--	--

**9. Has your MS4/Coalition developed and implemented a program of native planting?**

☐ Yes ☒ No ☐ N/A

**10. Has your MS4/Coalition enacted a local law prohibiting pet waste on municipal properties and prohibiting goose feeding?**

☒ Yes ☐ No ☐ N/A

**11. Does your MS4/Coalition have a pet waste bag program?**

☒ Yes ☐ No ☐ N/A

**12. Does your MS4/Coalition have a program to manage goose populations?**

☐ Yes ☒ No ☐ N/A

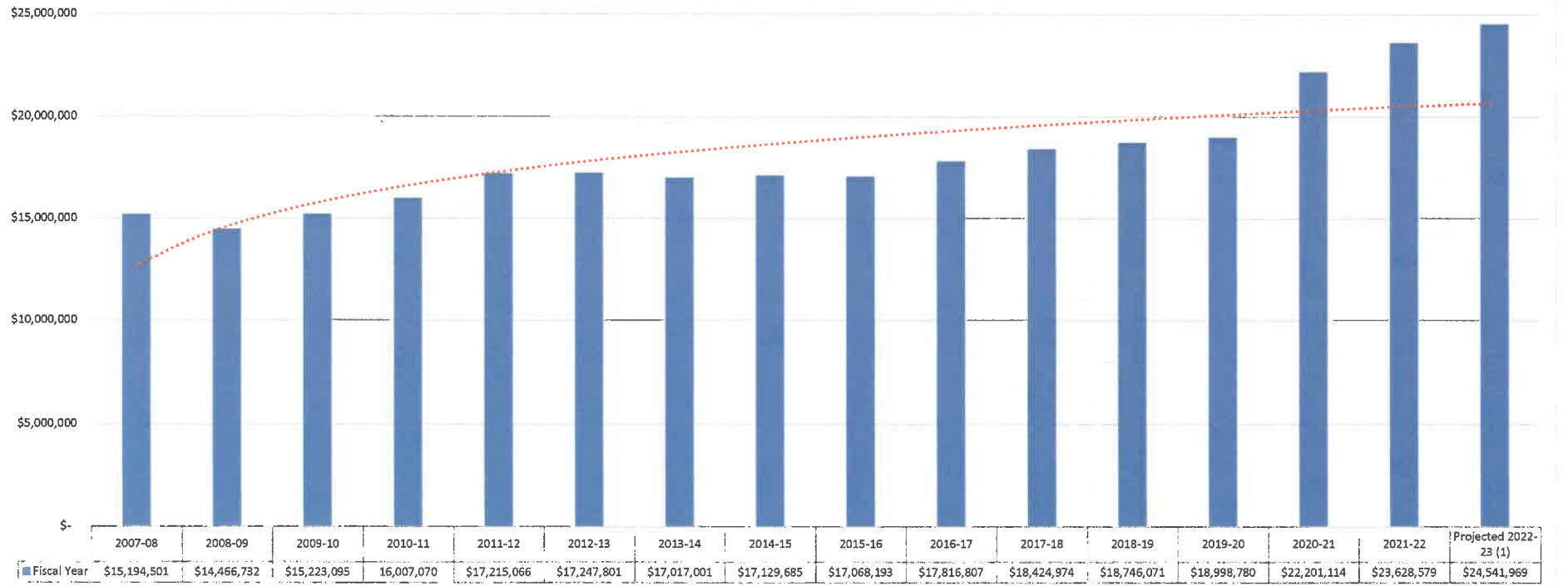
May 8, 2023

To: The Honorable Mayor and City Council  
From: James E. Mills, City Comptroller  
Subject: Sales Tax History

The monthly sales tax revenue report provided to City Council only includes the last three full fiscal years and the current fiscal year-to-date revenue. Due to the limited number of fiscal years presented in those reports which were impacted by the effects of Covid the following graph and data is presented to show a longer view point of sales tax revenue. The revenue shown is from the beginning of the current sales tax sharing agreement with Jefferson County.



# Sales Tax



	2007-08	2008-09	2009-10	2010-11	2011-12	2012-13	2013-14	2014-15	2015-16	2016-17	2017-18	2018-19	2019-20	2020-21	2021-22	Projected 2022-23 (1)
July	\$ 1,202,556	\$ 1,276,583	\$ 1,054,235	\$ 1,294,030	\$ 1,359,433	\$ 1,361,364	\$ 1,492,579	\$ 1,412,829	\$ 1,509,325	\$ 1,536,214	\$ 1,573,554	\$ 1,606,413	\$ 1,763,856	\$ 1,493,210	\$ 1,948,809	\$ 2,035,333
August	\$ 1,150,965	\$ 1,268,437	\$ 1,111,868	\$ 1,250,127	\$ 1,319,714	\$ 1,357,130	\$ 1,463,877	\$ 1,247,954	\$ 1,494,788	\$ 1,435,666	\$ 1,498,230	\$ 1,573,047	\$ 1,763,893	\$ 1,515,827	\$ 1,888,806	\$ 2,008,482
September	\$ 1,777,545	\$ 1,529,231	\$ 1,805,736	\$ 1,777,374	\$ 1,886,899	\$ 2,071,785	\$ 1,760,254	\$ 2,206,655	\$ 1,683,486	\$ 1,982,777	\$ 1,918,505	\$ 2,226,468	\$ 2,129,882	\$ 2,783,423	\$ 2,725,797	\$ 2,757,376
October	\$ 1,041,228	\$ 1,103,267	\$ 1,081,394	\$ 1,147,531	\$ 1,215,879	\$ 1,301,624	\$ 1,584,174	\$ 1,405,774	\$ 1,339,731	\$ 1,295,166	\$ 1,381,534	\$ 1,423,970	\$ 1,499,868	\$ 1,488,167	\$ 1,678,723	\$ 1,847,562
November	\$ 1,089,851	\$ 1,106,240	\$ 1,056,203	\$ 1,203,035	\$ 1,207,881	\$ 1,274,589	\$ 1,116,784	\$ 1,398,402	\$ 1,375,619	\$ 1,355,551	\$ 1,435,650	\$ 1,466,279	\$ 1,410,364	\$ 1,331,668	\$ 1,643,509	\$ 1,818,188
December	\$ 1,554,307	\$ 1,413,485	\$ 1,606,018	\$ 1,681,408	\$ 1,897,409	\$ 1,714,672	\$ 1,543,425	\$ 1,540,727	\$ 1,351,562	\$ 1,752,250	\$ 1,754,106	\$ 1,718,512	\$ 1,868,004	\$ 2,493,688	\$ 2,374,453	\$ 2,323,223
January	\$ 1,055,815	\$ 1,073,261	\$ 1,103,884	\$ 1,213,795	\$ 1,195,675	\$ 1,276,483	\$ 1,238,468	\$ 1,261,235	\$ 1,332,286	\$ 1,363,372	\$ 1,360,442	\$ 1,384,533	\$ 1,436,294	\$ 1,290,702	\$ 1,649,030	\$ 1,849,036
February	\$ 925,894	\$ 843,971	\$ 921,272	\$ 984,089	\$ 1,036,230	\$ 1,160,663	\$ 1,076,005	\$ 1,059,321	\$ 1,084,467	\$ 1,087,663	\$ 1,163,558	\$ 1,149,846	\$ 1,203,572	\$ 1,181,566	\$ 1,429,187	\$ 1,643,774
March	\$ 1,591,250	\$ 1,458,063	\$ 1,572,098	\$ 1,445,902	\$ 1,624,451	\$ 1,453,454	\$ 1,471,964	\$ 1,295,074	\$ 1,426,339	\$ 1,548,314	\$ 1,511,911	\$ 1,420,276	\$ 1,750,746	\$ 2,284,533	\$ 2,253,672	\$ 2,041,305
April	\$ 1,044,484	\$ 954,271	\$ 1,121,188	\$ 1,190,708	\$ 1,217,913	\$ 1,293,493	\$ 1,271,765	\$ 1,286,204	\$ 1,333,096	\$ 1,313,100	\$ 1,392,815	\$ 1,410,924	\$ 988,797	\$ 1,566,858	\$ 2,064,386	\$ 2,126,318
May	\$ 1,070,945	\$ 960,159	\$ 1,079,512	\$ 1,164,270	\$ 1,224,057	\$ 1,373,513	\$ 1,298,653	\$ 1,288,547	\$ 1,348,173	\$ 1,325,536	\$ 1,383,659	\$ 1,501,095	\$ 925,049	\$ 1,626,958	\$ 2,023,137	\$ 2,083,831
June	\$ 1,689,660	\$ 1,479,763	\$ 1,709,687	\$ 1,654,800	\$ 2,029,525	\$ 1,609,032	\$ 1,699,052	\$ 1,726,963	\$ 1,789,321	\$ 1,821,198	\$ 2,051,011	\$ 1,864,710	\$ 2,258,456	\$ 3,144,514	\$ 1,949,070	\$ 2,007,542
YTD	\$ 15,194,501	\$ 14,466,732	\$ 15,223,095	\$ 16,007,070	\$ 17,215,066	\$ 17,247,801	\$ 17,017,001	\$ 17,129,685	\$ 17,068,193	\$ 17,816,807	\$ 18,424,974	\$ 18,746,071	\$ 18,998,780	\$ 22,201,114	\$ 23,628,579	\$ 24,541,969
Year-to-year change (\$)	\$1,034,557	(\$727,769)	\$756,363	\$783,975	\$1,207,996	\$32,735	(\$230,800)	\$112,684	(\$61,492)	\$748,614	\$608,168	\$321,097	\$252,709	\$3,202,333	\$1,427,465	\$913,390
Year-to-year change (%)	7.31%	-4.79%	5.23%	5.15%	7.55%	0.19%	-1.34%	0.66%	-0.36%	4.39%	3.41%	1.74%	1.35%	16.86%	6.43%	3.87%

(1) The last three months of Fiscal Year 2022-23 are projected to increase 3.00% over the amount received in Fiscal Year 2021-22 for the same months.

May 8, 2023

To: The Honorable Mayor and City Council

From: James E. Mills, City Comptroller

Subject: Sales Tax Revenue by Category

The following sales tax data was obtained for NYS's quarterly taxable sales and purchases from March 1, 2013 through February 28, 2023 (<https://data.ny.gov/>). The State's sales tax data base is derived from more than three million data items reported on about 250,000 sales tax returns filed quarterly and on about 300,000 returns filed annually (statewide). The dataset categorizes quarterly sales and purchase data by industry group using the National American Industry Classification System (NAICS) (see Attachment A).

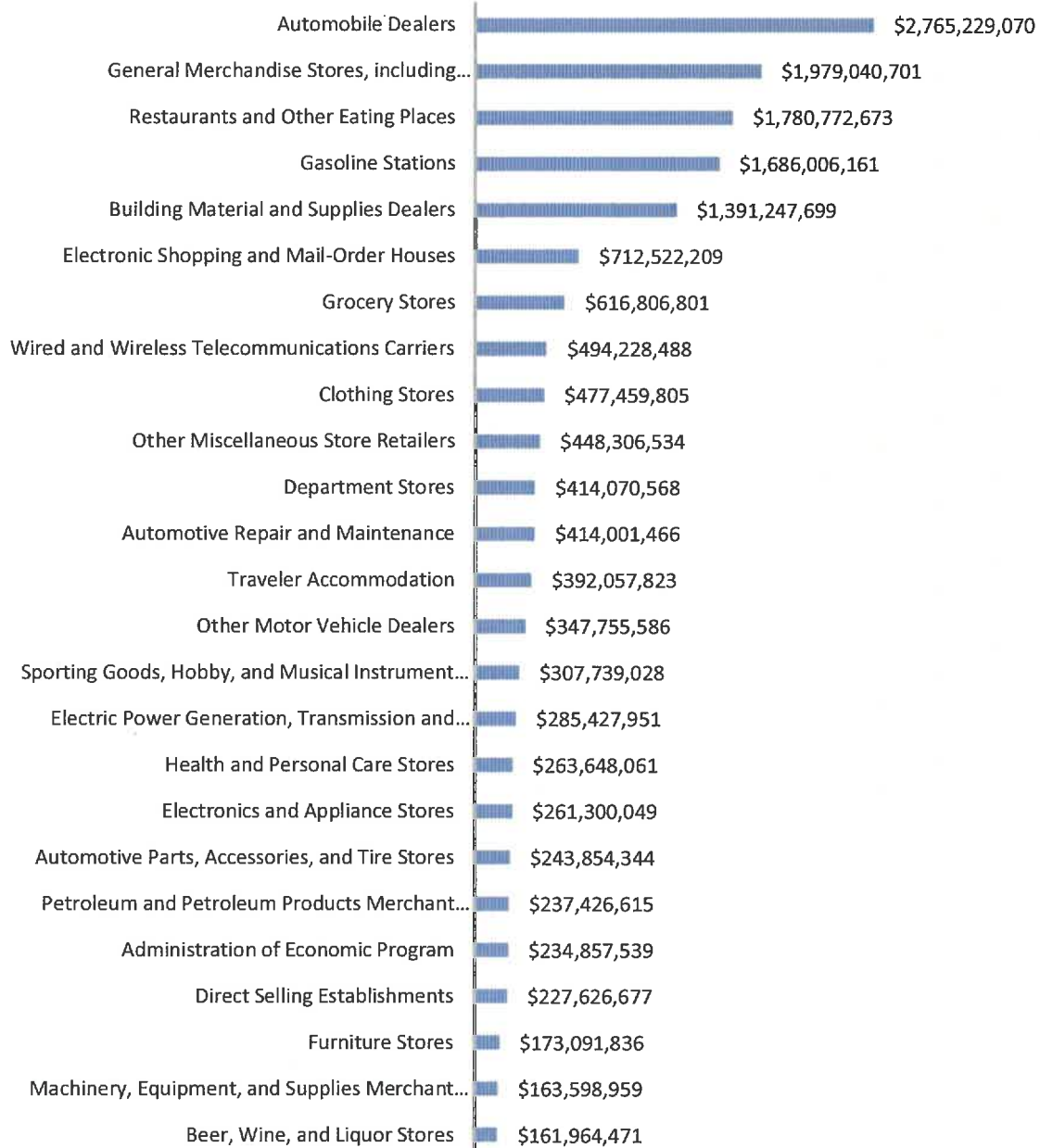
The first of the following tables summarize Jefferson County's cumulative taxable sales by NAICS sector for the periods March 1, 2013 – February 28, 2023, the first through third quarters of Fiscal Year 2022-23, Fiscal Year 2021-22 and Fiscal Year 2020-21. The second table shows the breakdown of the retail trade sector by the industry groups contained within it.

The following chart shows the relationship between gross taxable sales in Jefferson County and the resulting sales tax revenue to the City. The City receives 0.96% of each taxable sale (4.00% County sales tax rate times the 24.00% sales tax agreement with Jefferson County).

Gross Taxable Sales	Jefferson County Sales Tax %	Jefferson County Sales Tax Revenue	City's 24% Share of Jefferson County Sales Tax Revenue	City Sales Tax Revenue
\$ 1,000	4.00%	\$ 40	24.00%	\$ 10
\$ 10,000	4.00%	\$ 400	24.00%	\$ 96
\$ 1,000,000	4.00%	\$ 40,000	24.00%	\$ 9,600
\$ 10,000,000	4.00%	\$ 400,000	24.00%	\$ 96,000
\$ 100,000,000	4.00%	\$ 4,000,000	24.00%	\$ 960,000
\$ 500,000,000	4.00%	\$ 20,000,000	24.00%	\$ 4,800,000
\$ 1,000,000,000	4.00%	\$ 40,000,000	24.00%	\$ 9,600,000
\$ 2,000,000,000	4.00%	\$ 80,000,000	24.00%	\$ 19,200,000

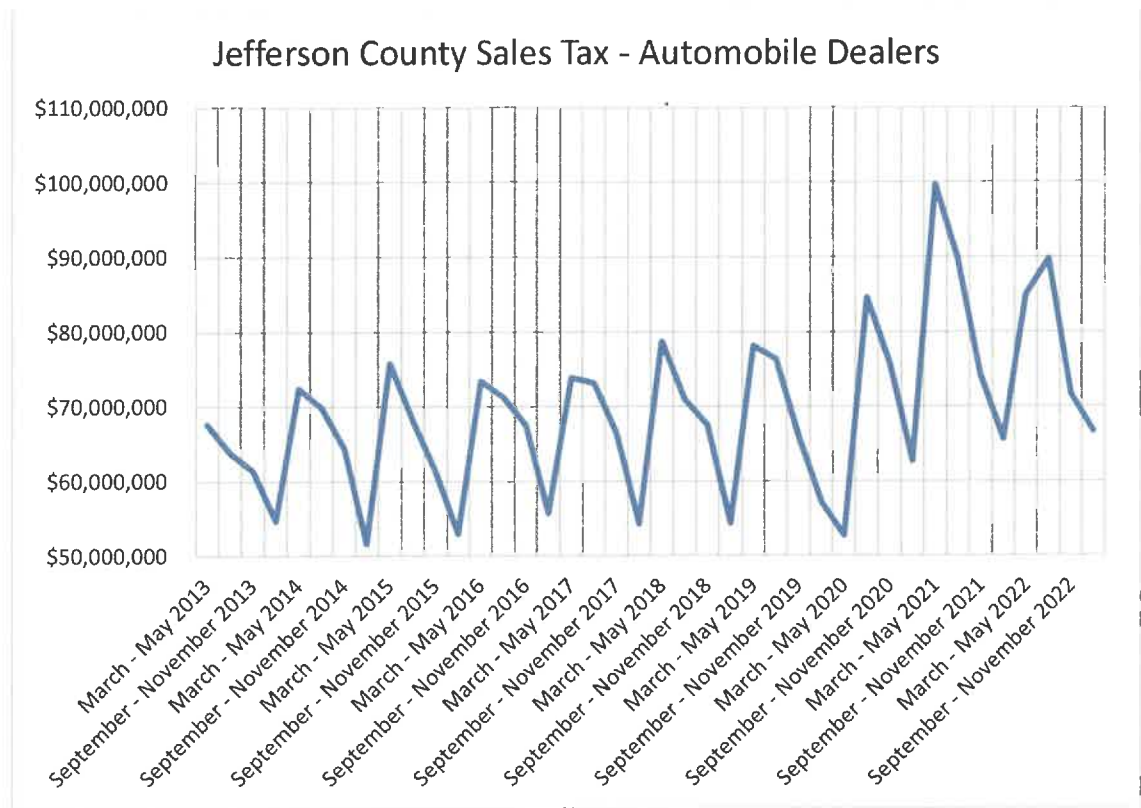
The following graph represents the twenty-five largest contributing categories to the City's sales tax revenue from March 2013 through February 2023.

## TOP 25 TAXABLE SALES CATEGORIES - MARCH 2013 - FEBRUARY 2023

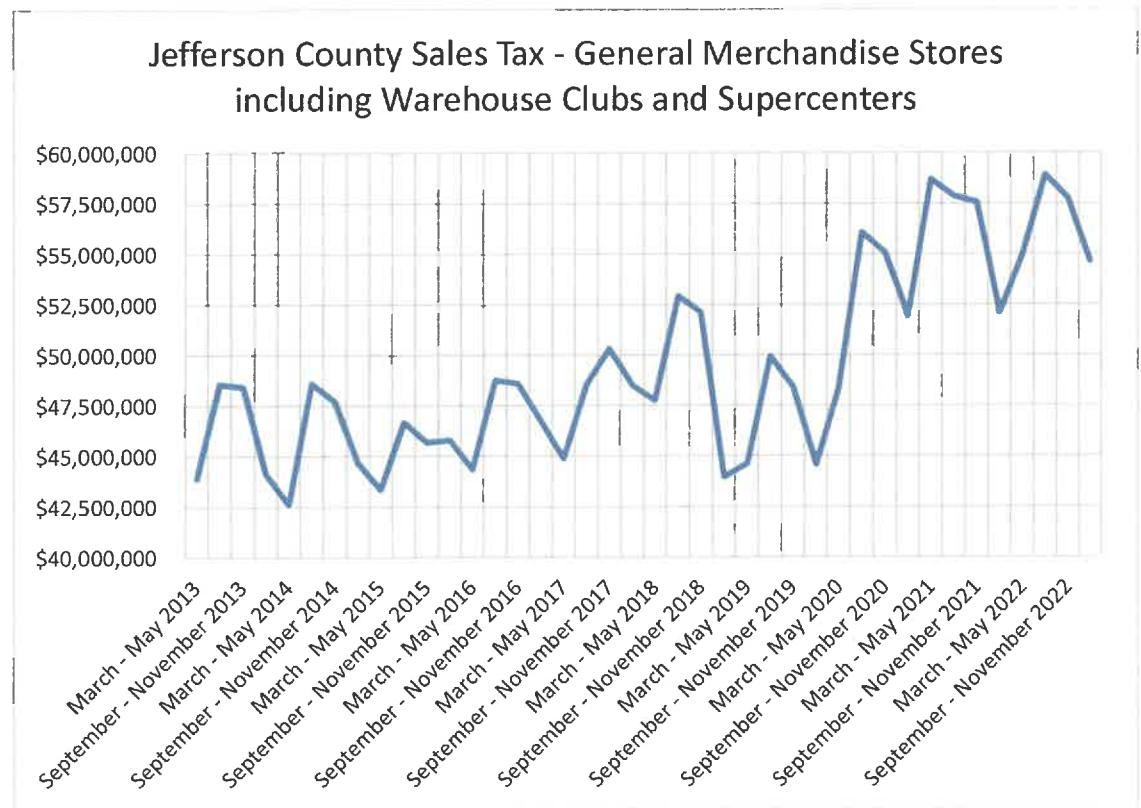


The following graphs represent the ten largest contributing categories to the City’s sales tax revenue from March 2013 through February 2023.

#1. Automobile Dealers



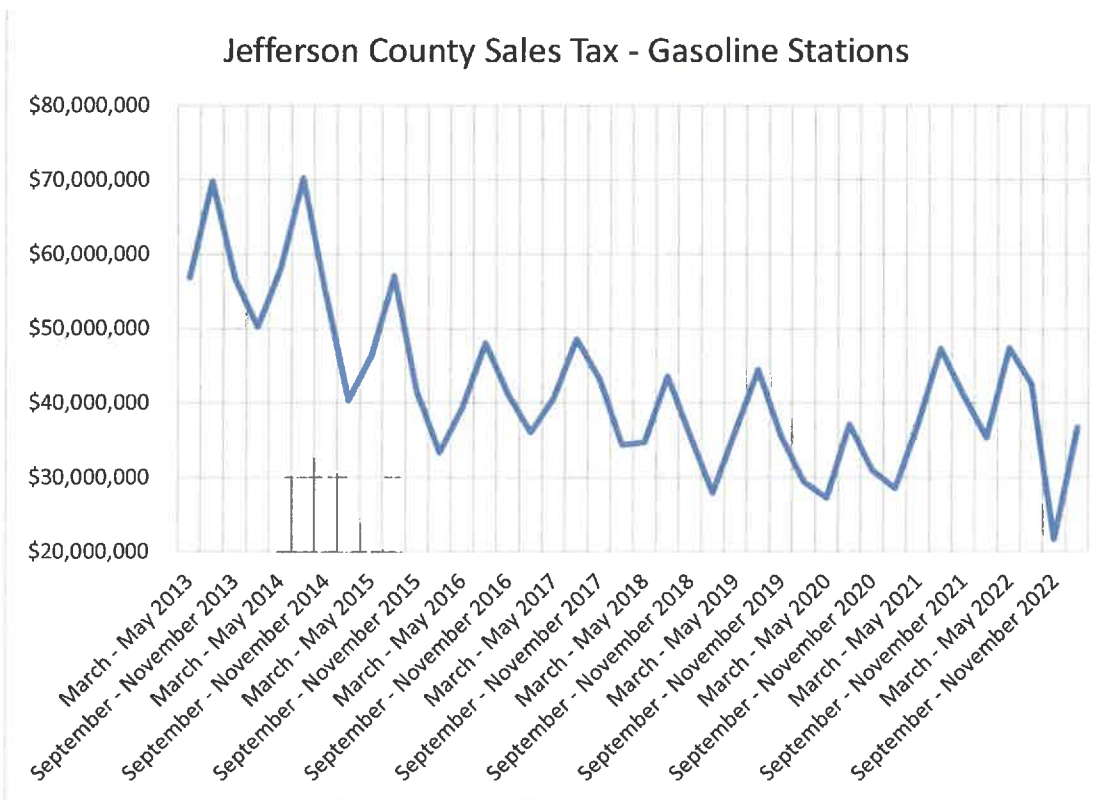
#2. General Merchandise Stores, including Warehouse Clubs and Supercenters



### #3. Restaurants and Other Eating Places

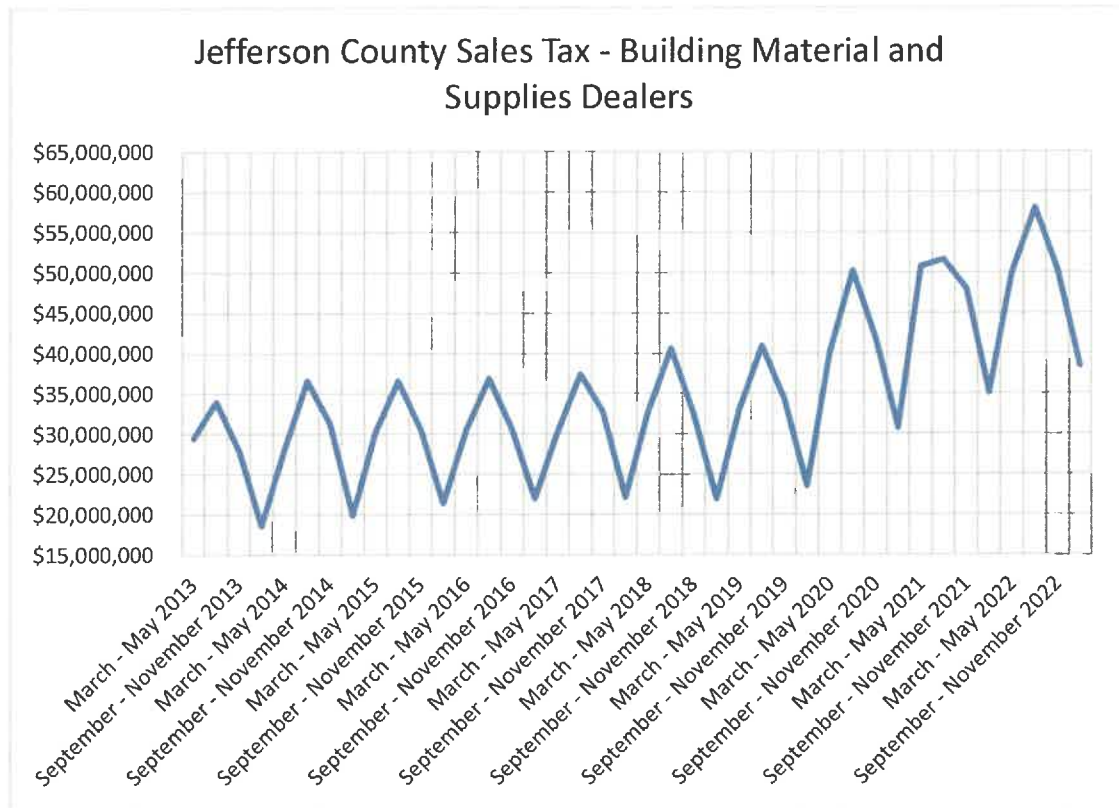


### #4. Gasoline Stations

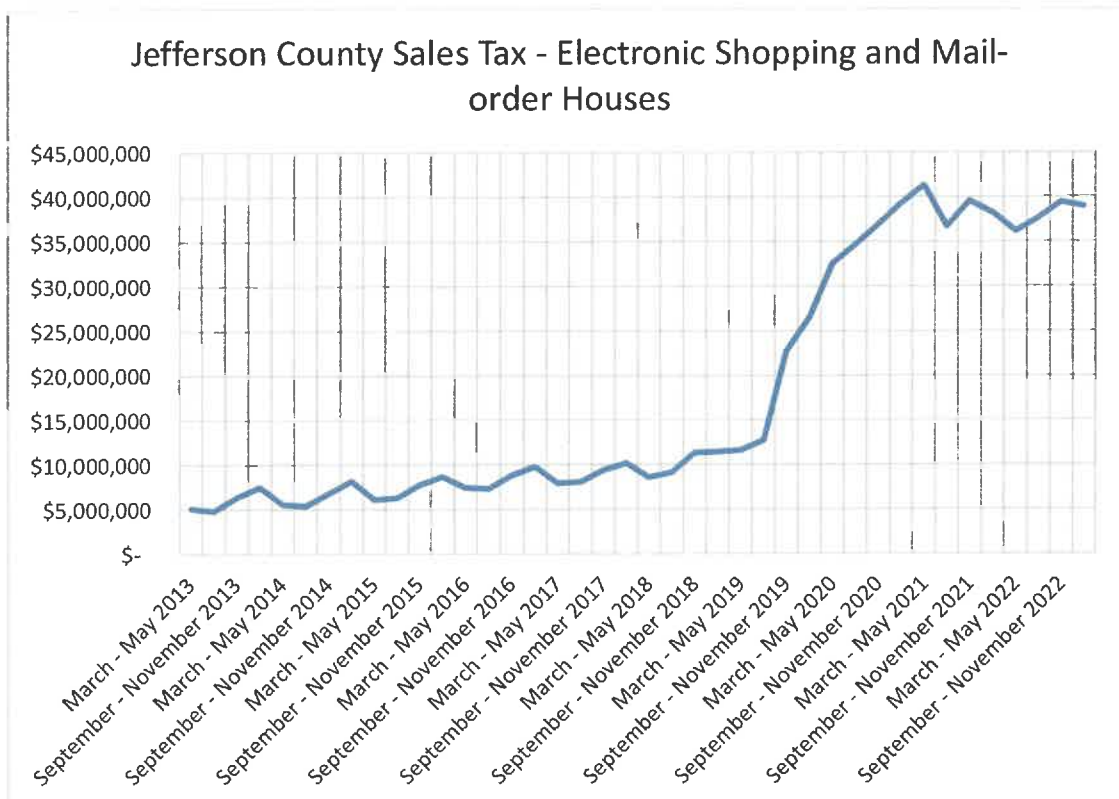




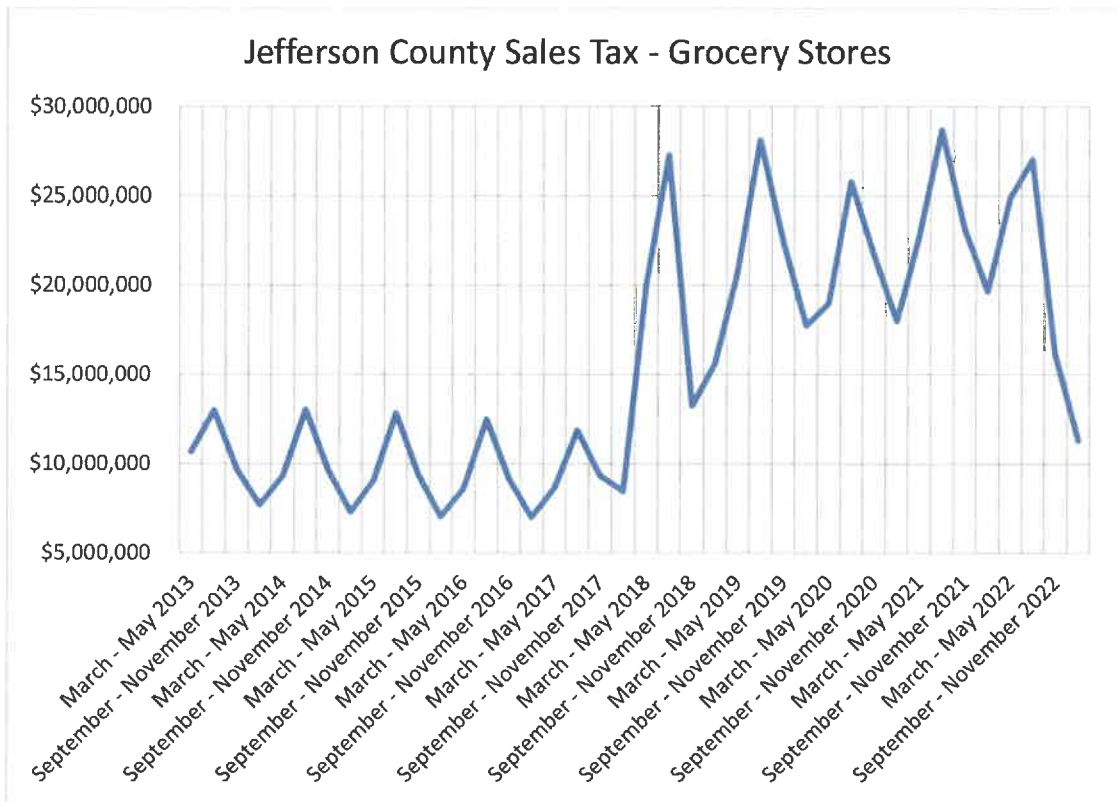
## #5. Building Material and Supplies Dealers



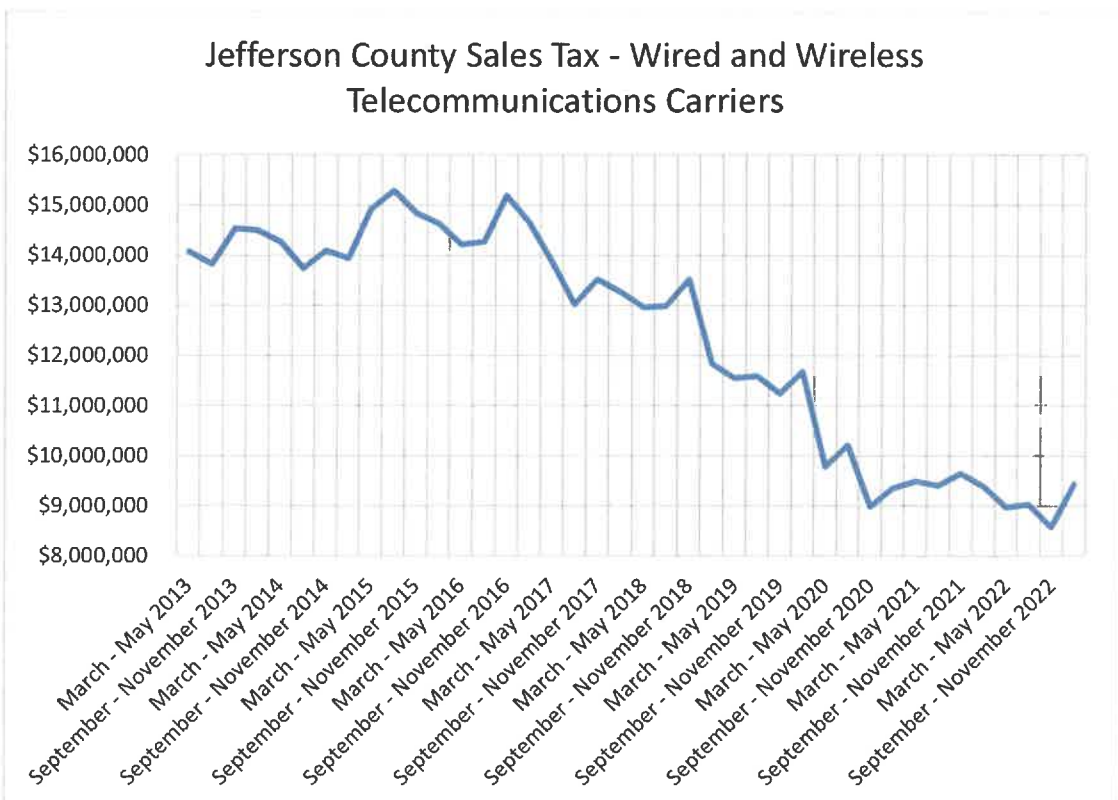
## #6. Electronic Shopping and Mail-Order Houses



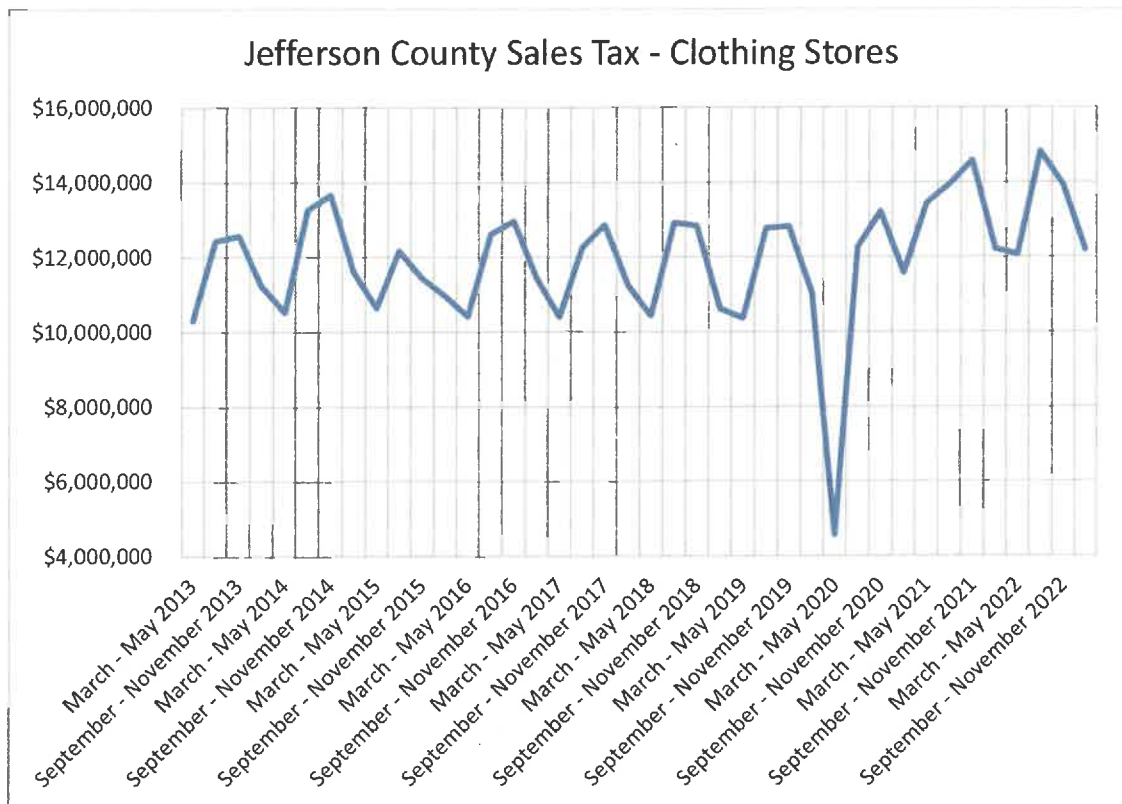
## #7. Grocery Stores



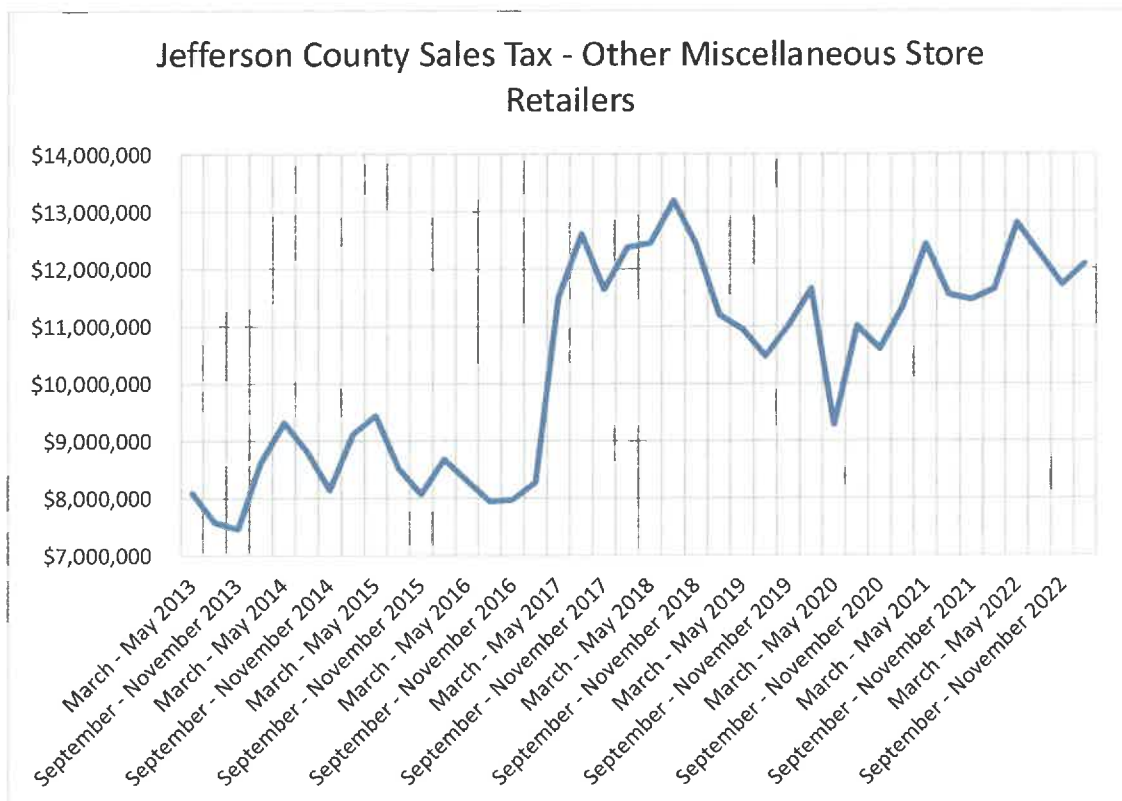
## #8. Wired and Wireless Telecommunications Carriers



## #9. Clothing Stores



## #10. Other Miscellaneous Store Retailers





## **Attachment A**

NAICS classifies all economic activities into the following twenty categories.

**11 Agriculture, Forestry, Fishing and Hunting** – Activities of this sector are growing crops, raising animals, harvesting timber, and harvesting fish and other animals from farms, ranches or the animals' natural habitats. Establishments in this sector are often described as farms, ranches, dairies, greenhouses, nurseries, orchards, or hatcheries.

**21 Mining, Quarrying, and Oil and Gas Extraction** – Activities of this sector are extracting naturally occurring mineral solids such as coal and ore; liquid minerals such as crude petroleum; and gases such as natural gas; and beneficiating (e.g. crushing, screening, washing, and flotation) and other preparation at the mine site, or as part of the mining activity.

**22 Utilities** – Activities of this sector are generating, transmitting, and/or distributing electricity, gas steam, and water and removing sewage through a permanent infrastructure of lines, mains, and pipes.

**23 Construction** – Activities of this sector are erecting buildings and other structures (including additions); heavy construction other than buildings; and alterations, reconstruction, installation, and maintenance and repairs.

**31-33 Manufacturing** – Activities of this sector are the mechanical, physical, or chemical transformation of materials, substances, or components into new products.

**42 Wholesale Trade** - Activities of this sector are selling or arranging for the purchase or sale of goods for resale; capital or durable non-consumer goods; and raw and intermediate materials and supplies used in production, and providing services incidental to the sale of the merchandise.

**44-45 Retail Trade** – Activities of this sector are retailing merchandise generally in small quantities to the general public and providing services incidental to the sale of merchandise.

**48-49 Transportation and Warehousing** – Activities of this sector are providing transportation of passengers and cargo, warehousing and storing goods, scenic and sightseeing transportation, and supporting these activities.

**51 Information** – Activities of this sector are distributing information and cultural products, providing the means to transmit or distribute these products as data or communications, and processing data.

**52 Finance and Insurance** – Activities of this sector involve the creation, liquidation, or change in ownership of financial assets (financial transactions) and/or facilitating financial transactions.

**53 Real Estate and Rental and Leasing** – Activities of this sector are renting, leasing, or otherwise allowing the use of tangible or intangible assets (except copyrighted works), and providing related services.

**54 Professional, Scientific, and Technical Services** – Activities of this sector are performing professional, scientific and technical services for the operations of other organizations.

**55 Management of Companies and Enterprises** – Activities of this sector are the holding of securities of companies and enterprises, for the purpose of owning controlling interest or influencing their management decisions, or administering, overseeing, and managing other establishments of the same company or enterprise and normally undertaking the strategic or organizational planning and decision-making role of the company or enterprise.

**56 Administrative and Support and Waste Management and Remediation Services** – Activities of this sector are performing routine support activities for the day-to-day operations of other organizations.

**61 Educational Services** – Activities of this sector are providing instruction and training in a wide variety of subjects.

**62 Health Care and Social Assistance** – Activities of this sector are providing health care and social assistance for individuals.

**71 Arts, Entertainment, and Recreation** – Activities of this sector are operating or providing services to meet varied cultural, entertainment, and recreational interests of their patrons.

**72 Accommodation and Food Services** – Activities of this sector are providing customers with lodging and/or preparing meals, snacks, or beverages for immediate consumption.

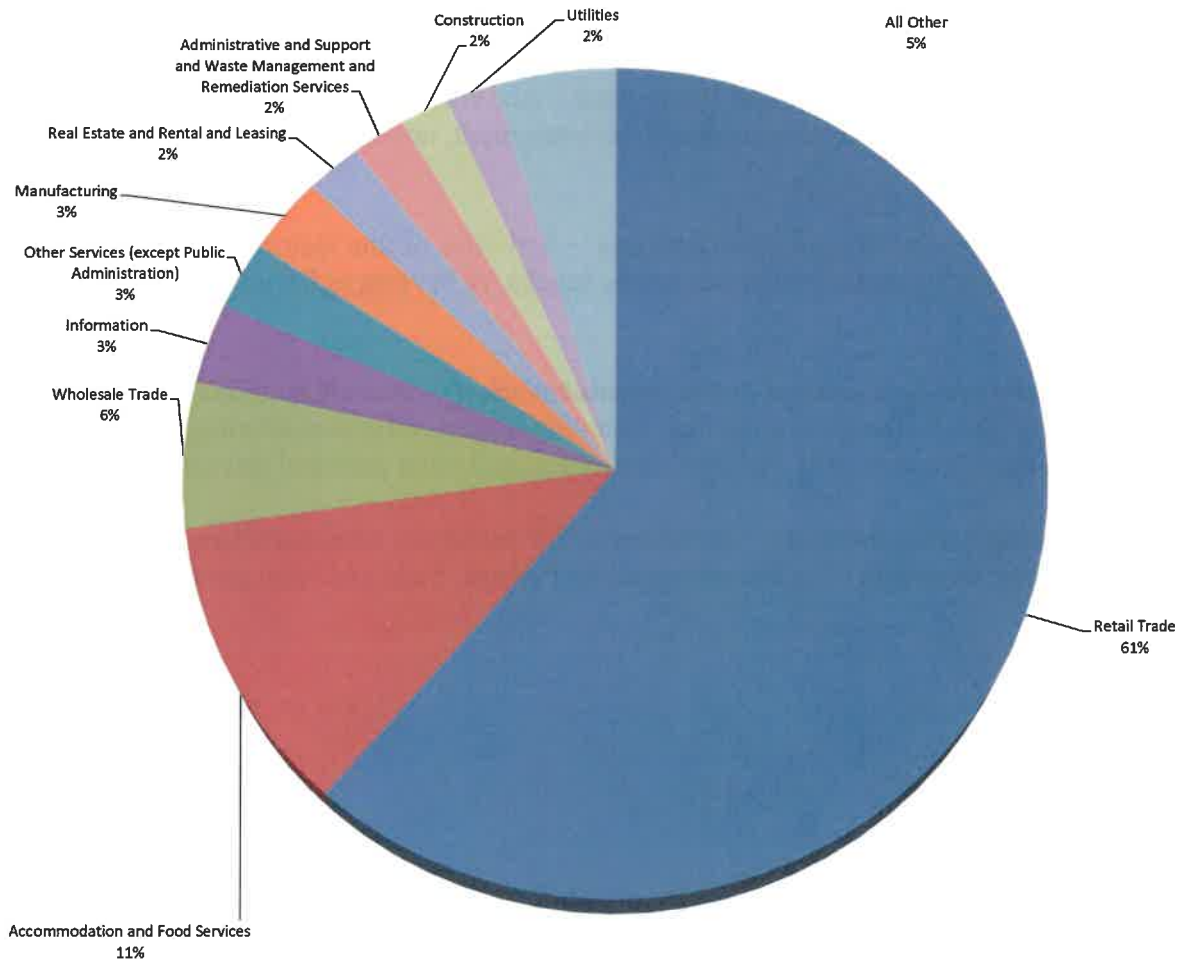
**81 Other Services (except Public Administration)** – Activities of this sector are providing services not elsewhere specified, including repairs, religious activities, grant-making, advocacy, laundry, personal care, death care, and other personal services.

**92 Public Administration** – Activities of this sector are administration, management, and oversight of public programs by Federal, State and local governments.

## TAXABLE SALES BY SECTOR

Sector	FY 2020 -21		FY 2021-22		FY 2022-23 (YTD as of 3/31/23)		Overall (3/1/13 - 3/31/23)	
		%		%		%		%
11 Agriculture, Forestry, Fishing and Hunting	\$ 5,109,268	0.2576%	\$ 7,467,586	0.3237%	\$ 7,905,477	0.3202%	\$ 6,830,207	0.3684%
21 Mining, Quarrying, and oil and Gas Extraction	\$ 5,249,953	0.2649%	\$ 6,095,211	0.2642%	\$ 5,318,240	0.2153%	\$ 4,825,813	0.2603%
22 Utilities	\$ 37,998,060	1.9171%	\$ 34,523,536	1.4967%	\$ 39,676,947	1.6062%	\$ 35,128,255	1.8943%
23 Construction	\$ 30,075,666	1.5175%	\$ 35,386,244	1.5341%	\$ 40,807,795	1.6522%	\$ 34,532,533	1.8622%
31-33 Manufacturing	\$ 54,329,224	2.7409%	\$ 63,067,897	2.7344%	\$ 69,104,583	2.7978%	\$ 56,596,780	3.0521%
42 Wholesale Trade	\$ 96,540,791	4.8709%	\$ 115,418,172	5.0037%	\$ 136,083,675	5.5094%	\$ 105,431,066	5.6854%
44-45 Retail Trade	\$ 1,245,250,856	62.8267%	\$ 1,504,956,988	65.2437%	\$ 1,562,641,435	63.2606%	\$ 1,135,595,639	61.2371%
48-49 Transportation and Warehousing	\$ 5,679,105	0.2867%	\$ 5,963,579	0.2585%	\$ 7,537,203	0.3052%	\$ 9,290,411	0.5009%
51 Information	\$ 82,063,206	4.1403%	\$ 81,536,405	3.5348%	\$ 80,970,986	3.2780%	\$ 58,170,233	3.1369%
52 Finance and Insurance	\$ 3,869,465	0.1953%	\$ 3,716,674	0.1612%	\$ 5,317,134	0.2151%	\$ 4,460,323	0.2407%
53 Real Estate and Rental and Leasing	\$ 42,903,287	2.1646%	\$ 49,770,709	2.1577%	\$ 50,960,670	2.0632%	\$ 40,014,924	2.1579%
54 Professional, Scientific and Technical Services	\$ 17,777,492	0.8969%	\$ 19,812,180	0.8589%	\$ 22,064,736	0.8934%	\$ 19,507,646	1.0520%
55 Management of Companies and Enterprises	\$ 573,361	0.0289%	\$ 291,525	0.0126%	\$ 222,639	0.0090%	\$ 93,306	0.0050%
Administrative and Support and Waste Management and Remediation Services	\$ 45,564,021	2.2990%	\$ 38,993,388	1.6906%	\$ 44,021,183	1.7822%	\$ 38,348,027	2.0678%
61 Educational Services	\$ 615,148	0.0311%	\$ 461,414	0.0201%	\$ 546,550	0.0221%	\$ 576,457	0.0311%
62 Health Care and Social Assistance	\$ 2,021,779	0.1020%	\$ 1,759,843	0.0763%	\$ 1,833,672	0.0743%	\$ 1,307,374	0.0704%
71 Arts, Entertainment and Recreation	\$ 8,674,328	0.4375%	\$ 8,519,865	0.3694%	\$ 10,763,240	0.4357%	\$ 7,756,821	0.4182%
72 Accommodation and Food Services	\$ 215,933,819	10.8945%	\$ 225,679,212	9.7839%	\$ 271,324,171	10.9841%	\$ 213,088,976	11.4912%
81 Other Services (except Public Administration)	\$ 56,524,405	2.8519%	\$ 61,641,302	2.6724%	\$ 65,013,665	2.6321%	\$ 50,207,912	2.7076%
92 Public Administration	\$ 24,707,375	1.2466%	\$ 41,052,111	1.7797%	\$ 46,695,497	1.8904%	\$ 29,224,056	1.5759%
99 Unclassified	\$ 588,192	0.0291%	\$ 528,762	0.0234%	\$ 1,336,155	0.0535%	\$ 3,413,753	0.1846%
	<b>\$ 1,982,048,801</b>	<b>100.0000%</b>	<b>\$ 2,306,642,603</b>	<b>100.0000%</b>	<b>\$ 2,470,145,653</b>	<b>100.0000%</b>	<b>\$ 1,854,400,512</b>	<b>100.0000%</b>

**Taxable Sales by Sector March 1, 2013 - February 28, 2023**



# TAXABLE SALES BY INDUSTRY GROUP

Group	Description	FY 2020 -21	%	FY 2021-22	%	FY 2022-23 (YTD as of 3/31/23)	%	Overall (3/1/13 - 3/31/23)	%
<b>Agriculture, Forestry, Fishing and Hunting</b>									
1111	Oilseed and Grain Farming	\$ -	0.0000%	\$ -	0.0000%	\$ -	0.0000%	\$ -	0.0000%
1112	Vegetable and Melon Farming	\$ 5,081	0.0003%	\$ 5,185	0.0002%	\$ 3,781	0.0002%	\$ 3,121	0.0002%
1113	Fruit and Tree Nut Farming	\$ 11,872	0.0006%	\$ 56,136	0.0024%	\$ 71,712	0.0029%	\$ 80,467	0.0043%
1114	Greenhouse, Nursery, and Floriculture Production	\$ 785,648	0.0396%	\$ 810,710	0.0351%	\$ 881,458	0.0357%	\$ 446,923	0.0241%
1119	Other Crop Farming	\$ 24,089	0.0012%	\$ 30,647	0.0013%	\$ 64,574	0.0026%	\$ 35,268	0.0019%
1121	Cattle Ranching and Farming	\$ 19,885	0.0010%	\$ 25,237	0.0011%	\$ 36,337	0.0015%	\$ 37,120	0.0020%
1122	Hog and Pig Farming	\$ -	0.0000%	\$ -	0.0000%	\$ -	0.0000%	\$ -	0.0000%
1123	Poultry and Egg Production	\$ 5,509	0.0003%	\$ 6,259	0.0003%	\$ 4,385	0.0002%	\$ 4,657	0.0003%
1124	Sheep and Goat Farming	\$ 955	0.0000%	\$ 790	0.0000%	\$ 11,761	0.0005%	\$ 20,759	0.0011%
1125	Aquaculture	\$ 375	0.0000%	\$ -	0.0000%	\$ -	0.0000%	\$ -	0.0000%
1129	Other Animal Production	\$ 167,122	0.0084%	\$ 130,586	0.0057%	\$ 123,481	0.0050%	\$ 153,329	0.0083%
1131	Timber Tract Operations	\$ -	0.0000%	\$ -	0.0000%	\$ -	0.0000%	\$ -	0.0000%
1132	Forest Nurseries and Gathering of Forest Products	\$ 812	0.0000%	\$ 957	0.0000%	\$ 264	0.0000%	\$ 205	0.0000%
1133	Logging	\$ 337,602	0.0170%	\$ 481,255	0.0209%	\$ 562,896	0.0228%	\$ 511,864	0.0276%
1141	Fishing	\$ 52,762	0.0027%	\$ 15,760	0.0007%	\$ 2,323,406	0.0941%	\$ 4,589,519	0.2475%
1142	Hunting and Trapping	\$ 42,035	0.0021%	\$ 40,728	0.0018%	\$ 38,508	0.0016%	\$ 153,274	0.0083%
1151	Support Activities for Crop Production	\$ 3,474,739	0.1753%	\$ 5,622,874	0.2438%	\$ 3,483,752	0.1410%	\$ 597,159	0.0322%
1152	Support Activities for Animal Production	\$ 154,875	0.0078%	\$ 222,022	0.0096%	\$ 249,946	0.0101%	\$ 127,509	0.0069%
1153	Support Activities for Forestry	\$ 25,907	0.0013%	\$ 18,440	0.0008%	\$ 49,216	0.0020%	\$ 69,033	0.0037%
	Group Subtotal	\$ 5,109,268	0.2576%	\$ 7,467,586	0.3237%	\$ 7,905,477	0.3202%	\$ 6,830,207	0.3684%
<b>Mining, Quarrying, and oil and Gas Extraction</b>									
2111	Oil and Gas Extraction	\$ -	0.0000%	\$ -	0.0000%	\$ -	0.0000%	\$ -	0.0000%
2121	Coal Mining	\$ -	0.0000%	\$ -	0.0000%	\$ -	0.0000%	\$ -	0.0000%
2122	Metal Ore Mining	\$ -	0.0000%	\$ -	0.0000%	\$ -	0.0000%	\$ -	0.0000%
2123	Nonmetallic Mineral Mining and Quarrying	\$ 5,206,646	0.2627%	\$ 6,021,444	0.2610%	\$ 5,306,691	0.2148%	\$ 4,819,241	0.2599%
2131	Support Activities for Mining	\$ 43,307	0.0022%	\$ 73,767	0.0032%	\$ 11,549	0.0005%	\$ 6,572	0.0004%
	Group Subtotal	\$ 5,249,953	0.2649%	\$ 6,095,211	0.2642%	\$ 5,318,240	0.2153%	\$ 4,825,813	0.2603%
<b>Utilities</b>									
2211	Electric Power Generation, Transmission and Distribution	\$ 35,975,730	1.8151%	\$ 32,906,975	1.4266%	\$ 38,171,240	1.5453%	\$ 33,814,260	1.8235%
2212	Natural Gas Distribution	\$ 1,881,716	0.0949%	\$ 1,399,129	0.0607%	\$ 1,337,449	0.0541%	\$ 1,165,351	0.0628%
2213	Water, Sewage and Other Systems	\$ 140,614	0.0071%	\$ 217,432	0.0094%	\$ 168,258	0.0068%	\$ 148,644	0.0080%
	Group Subtotal	\$ 37,998,060	1.9171%	\$ 34,523,536	1.4967%	\$ 39,676,947	1.6062%	\$ 35,128,255	1.8943%
<b>Construction</b>									
2361	Residential Building Construction	\$ 3,619,295	0.1826%	\$ 3,779,156	0.1638%	\$ 4,640,541	0.1879%	\$ 3,212,620	0.1732%
2362	Nonresidential Building Construction	\$ 1,087,265	0.0549%	\$ 1,778,294	0.0771%	\$ 2,200,510	0.0891%	\$ 3,177,977	0.1714%
2371	Utility System Construction	\$ 622,851	0.0314%	\$ 496,259	0.0215%	\$ 506,440	0.0205%	\$ 477,484	0.0257%
2372	Land Subdivision	\$ -	0.0000%	\$ -	0.0000%	\$ -	0.0000%	\$ -	0.0000%
2373	Highway, Street, and Bridge Construction	\$ 2,728,616	0.1377%	\$ 3,124,290	0.1354%	\$ 4,020,090	0.1627%	\$ 4,804,746	0.2591%
2379	Other Heavy and Civil Engineering Construction	\$ 391,974	0.0198%	\$ 189,039	0.0082%	\$ 255,924	0.0104%	\$ 230,117	0.0124%
2381	Foundation, Structure, and Building Exterior Contractors	\$ 1,486,520	0.0750%	\$ 1,623,257	0.0704%	\$ 2,783,016	0.1127%	\$ 1,735,173	0.0936%
2382	Building Equipment Contractors	\$ 10,555,708	0.5326%	\$ 11,574,019	0.5018%	\$ 14,319,455	0.5797%	\$ 10,781,112	0.5814%
2383	Building Finishing Contractors	\$ 1,401,689	0.0707%	\$ 1,648,566	0.0715%	\$ 1,940,600	0.0786%	\$ 1,238,432	0.0668%
2389	Other Specialty Trade Contractors	\$ 8,181,748	0.4128%	\$ 11,173,364	0.4844%	\$ 10,141,219	0.4106%	\$ 8,874,872	0.4786%
	Group Subtotal	\$ 30,075,666	1.5175%	\$ 35,386,244	1.5341%	\$ 40,807,795	1.6522%	\$ 34,532,533	1.8622%
<b>Manufacturing</b>									
3111	Animal Food Manufacturing	\$ 736,916	0.0372%	\$ 790,297	0.0343%	\$ 756,478	0.0306%	\$ 472,772	0.0255%
3112	Grain and Oilseed Milling	\$ 2,252	0.0001%	\$ 481	0.0000%	\$ 413	0.0000%	\$ 236	0.0000%
3113	Sugar and Confectionery Product Manufacturing	\$ 26,168	0.0013%	\$ 58,653	0.0025%	\$ 45,189	0.0018%	\$ 43,807	0.0024%
3114	Fruit and Vegetable Preserving and Specialty Food Manufacturing	\$ 12,703	0.0006%	\$ 5,080	0.0002%	\$ 22,240	0.0009%	\$ 4,936	0.0003%
3115	Dairy Product Manufacturing	\$ 121,007	0.0061%	\$ 121,757	0.0053%	\$ 143,318	0.0058%	\$ 79,232	0.0043%
3116	Animal Slaughtering and Processing	\$ 6,555	0.0003%	\$ 3,759	0.0002%	\$ 1,910	0.0001%	\$ 9,017	0.0005%
3117	Seafood Product Preparation and Packaging	\$ -	0.0000%	\$ -	0.0000%	\$ 8	0.0000%	\$ -	0.0000%
3118	Bakeries and Tortilla Manufacturing	\$ 165,164	0.0083%	\$ 97,071	0.0042%	\$ 73,294	0.0030%	\$ 98,468	0.0053%
3119	Other Food Manufacturing	\$ 174,145	0.0088%	\$ 213,706	0.0093%	\$ 481,574	0.0195%	\$ 489,239	0.0264%
3121	Beverage Manufacturing	\$ 4,807,541	0.2426%	\$ 5,423,764	0.2351%	\$ 5,671,744	0.2296%	\$ 4,546,324	0.2452%
3122	Tobacco Manufacturing	\$ 11,225	0.0006%	\$ 9,059	0.0004%	\$ 10,616	0.0004%	\$ 11,280	0.0006%
3131	Fiber, Yarn, and Thread Mills	\$ 28,937	0.0015%	\$ 10,944	0.0005%	\$ 6,933	0.0003%	\$ 56	0.0000%
3132	Fabric Mills	\$ 2,194	0.0001%	\$ 26,381	0.0011%	\$ 4,199	0.0002%	\$ 22,424	0.0012%
3133	Textile and Fabric Finishing and Fabric Coating Mills	\$ 274	0.0000%	\$ 613	0.0000%	\$ 459	0.0000%	\$ 6,356	0.0003%
3141	Textile Furnishings Mills	\$ 43,139	0.0022%	\$ 46,024	0.0020%	\$ 50,233	0.0020%	\$ 33,293	0.0018%
3149	Other Textile Product Mills	\$ 43,784	0.0022%	\$ 63,982	0.0028%	\$ 54,054	0.0022%	\$ 36,750	0.0020%
3151	Apparel Knitting Mills	\$ 16,666	0.0008%	\$ 13,423	0.0006%	\$ 4,989	0.0002%	\$ 2,661	0.0001%
3152	Cut and Sew Apparel Manufacturing	\$ 206,406	0.0104%	\$ 322,844	0.0140%	\$ 375,051	0.0152%	\$ 370,002	0.0200%
3159	Apparel Accessories and Other Apparel Manufacturing	\$ 95,968	0.0048%	\$ 118,913	0.0052%	\$ 155,611	0.0063%	\$ 156,830	0.0085%
3161	Leather and Hide Tanning and Finishing	\$ 3,116	0.0002%	\$ 3,644	0.0002%	\$ 3,354	0.0001%	\$ 3,794	0.0002%
3162	Footwear Manufacturing	\$ 73,605	0.0037%	\$ 122,306	0.0053%	\$ 154,597	0.0063%	\$ 139,194	0.0075%
3169	Other Leather and Allied Product Manufacturing	\$ 12,602	0.0006%	\$ 34,273	0.0015%	\$ 29,763	0.0012%	\$ 27,964	0.0015%
3211	Sawmills and Wood Preservation	\$ 75,271	0.0038%	\$ 112,549	0.0049%	\$ 105,235	0.0043%	\$ 89,180	0.0048%
3212	Veneer, Plywood, and Engineered Wood Product Manufacturing	\$ 231,703	0.0117%	\$ 337,286	0.0146%	\$ 267,723	0.0108%	\$ 156,027	0.0084%
3219	Other Wood Product Manufacturing	\$ 2,025,111	0.1022%	\$ 3,112,462	0.1349%	\$ 3,685,145	0.1492%	\$ 3,451,511	0.1861%
3221	Pulp, Paper, and Paperboard Mills	\$ 509	0.0000%	\$ 2,758	0.0001%	\$ 648	0.0000%	\$ 1,292	0.0001%
3222	Converted Paper Product Manufacturing	\$ 171,943	0.0087%	\$ 215,160	0.0093%	\$ 201,770	0.0082%	\$ 148,689	0.0080%
3231	Printing and Related Support Activities	\$ 4,634,070	0.2338%	\$ 4,528,997	0.1963%	\$ 4,552,761	0.1843%	\$ 3,538,246	0.1908%
3241	Petroleum and Coal Products Manufacturing	\$ 2,971,594	0.1499%	\$ 1,923,953	0.0834%	\$ 2,358,397	0.0955%	\$ 4,116,893	0.2220%
3251	Basic Chemical Manufacturing	\$ 18,623	0.0009%	\$ 36,647	0.0016%	\$ 38,568	0.0016%	\$ 63,869	0.0034%
3252	Resin, Synthetic Rubber, and Artificial Synthetic Fibers and Filaments Manufacturing	\$ 25,058	0.0013%	\$ 41,171	0.0018%	\$ 74,407	0.0030%	\$ 41,584	0.0022%

Group	Description	FY 2020-21		FY 2021-22		FY 2022-23 (YTD as of 3/31/23)		Overall (3/1/13 - 3/31/23)	
			%		%		%		%
<b>Manufacturing continued</b>									
	Pesticide, Fertilizer, and Other Agricultural Chemical Manufacturing	\$ 5,271	0.0003%	\$ 167,493	0.0073%	\$ 46,259	0.0019%	\$ 13,144	0.0007%
3254	Pharmaceutical and Medicine Manufacturing	\$ 488,806	0.0247%	\$ 384,810	0.0167%	\$ 321,844	0.0130%	\$ 294,754	0.0159%
3255	Paint, Coating, and Adhesive Manufacturing	\$ 107,557	0.0054%	\$ 175,650	0.0076%	\$ 117,476	0.0048%	\$ 99,987	0.0054%
3256	Soap, Cleaning Compound, and Toilet Preparation Manufacturing	\$ 396,238	0.0200%	\$ 423,146	0.0183%	\$ 519,260	0.0210%	\$ 392,173	0.0211%
3259	Other Chemical Product and Preparation Manufacturing	\$ 1,532,733	0.0773%	\$ 1,923,186	0.0834%	\$ 1,794,057	0.0726%	\$ 1,306,427	0.0705%
3261	Plastics Product Manufacturing	\$ 393,620	0.0199%	\$ 530,157	0.0230%	\$ 1,117,697	0.0452%	\$ 1,042,422	0.0562%
3262	Rubber Product Manufacturing	\$ 144,186	0.0073%	\$ 104,403	0.0045%	\$ 427,196	0.0173%	\$ 82,690	0.0045%
3271	Clay Product and Refractory Manufacturing	\$ 2,606	0.0001%	\$ 20,446	0.0009%	\$ 38,661	0.0016%	\$ 146,918	0.0079%
3272	Glass and Glass Product Manufacturing	\$ 24,380	0.0012%	\$ 5,366	0.0002%	\$ 593,078	0.0240%	\$ 12,676	0.0007%
3273	Cement and Concrete Product Manufacturing	\$ 4,942,892	0.2494%	\$ 6,593,298	0.2858%	\$ 6,542,137	0.2648%	\$ 5,681,663	0.3064%
3274	Lime and Gypsum Product Manufacturing	\$ 172,759	0.0087%	\$ 179,201	0.0078%	\$ 107,631	0.0044%	\$ 75,246	0.0041%
3279	Other Nonmetallic Mineral Product Manufacturing	\$ 204,251	0.0103%	\$ 343,543	0.0149%	\$ 342,781	0.0139%	\$ 360,933	0.0195%
3311	Iron and Steel Mills and Ferroalloy Manufacturing	\$ 51,797	0.0026%	\$ 11,942	0.0005%	\$ 7,441	0.0003%	\$ 28,834	0.0016%
3312	Steel Product Manufacturing from Purchased Steel	\$ 174,514	0.0088%	\$ 396,742	0.0172%	\$ 663,535	0.0269%	\$ 291,617	0.0157%
3313	Alumina and Aluminum Production and Processing	\$ 34,897	0.0018%	\$ 39,957	0.0017%	\$ 20,282	0.0008%	\$ 31,490	0.0017%
3314	Nonferrous Metal (except Aluminum) Production and Processing	\$ 1,970	0.0001%	\$ 309	0.0000%	\$ 17	0.0000%	\$ 4,267	0.0002%
3315	Foundries	\$ 5,497	0.0003%	\$ 12,060	0.0005%	\$ 15,417	0.0006%	\$ 916	0.0000%
3321	Forging and Stamping	\$ 2,017	0.0001%	\$ 3,186	0.0001%	\$ 1,530	0.0001%	\$ 1,812	0.0001%
3322	Cutlery and Handtool Manufacturing	\$ 26,967	0.0014%	\$ 50,061	0.0022%	\$ 52,577	0.0021%	\$ 69,414	0.0037%
3323	Architectural and Structural Metals Manufacturing	\$ 975,155	0.0492%	\$ 1,828,633	0.0793%	\$ 2,031,937	0.0823%	\$ 1,215,798	0.0656%
3324	Boiler, Tank, and Shipping Container Manufacturing	\$ 92,801	0.0047%	\$ 155,374	0.0067%	\$ 2,007,310	0.0813%	\$ 1,950,278	0.1052%
3325	Hardware Manufacturing	\$ 2,970	0.0001%	\$ 12,980	0.0006%	\$ 53,967	0.0022%	\$ 72,699	0.0039%
3326	Spring and Wire Product Manufacturing	\$ 69,954	0.0035%	\$ 145,148	0.0063%	\$ 133,935	0.0054%	\$ 77,475	0.0042%
3327	Machine Shops; Turned Product; and Screw, Nut, and Bolt Manufacturing	\$ 32,619	0.0016%	\$ 51,741	0.0022%	\$ 46,949	0.0019%	\$ 69,514	0.0037%
3328	Coating, Engraving, Heat Treating, and Allied Activities	\$ 21,767	0.0011%	\$ 3,981	0.0002%	\$ 8,392	0.0003%	\$ 24,353	0.0013%
3329	Other Fabricated Metal Product Manufacturing	\$ 1,763,871	0.0890%	\$ 1,734,095	0.0752%	\$ 2,335,029	0.0945%	\$ 2,194,666	0.1183%
3331	Agriculture, Construction, and Mining Machinery Manufacturing	\$ 1,400,579	0.0707%	\$ 1,461,733	0.0634%	\$ 1,543,098	0.0625%	\$ 829,806	0.0447%
3332	Industrial Machinery Manufacturing	\$ 192,774	0.0097%	\$ 287,687	0.0125%	\$ 327,045	0.0132%	\$ 177,858	0.0096%
3333	Commercial and Service Industry Machinery Manufacturing	\$ 343,709	0.0173%	\$ 353,334	0.0153%	\$ 573,540	0.0232%	\$ 272,399	0.0147%
3334	Ventilation, Heating, Air-Conditioning, and Commercial Refrigeration Equipment Manufacturing	\$ 883,894	0.0446%	\$ 248,760	0.0108%	\$ 703,765	0.0285%	\$ 411,775	0.0222%
3335	Metalworking Machinery Manufacturing	\$ 94,827	0.0048%	\$ 206,603	0.0090%	\$ 189,103	0.0077%	\$ 69,740	0.0038%
3336	Engine, Turbine, and Power Transmission Equipment Manufacturing	\$ 326,870	0.0165%	\$ 243,787	0.0106%	\$ 141,133	0.0057%	\$ 71,493	0.0039%
3339	Other General Purpose Machinery Manufacturing	\$ 474,600	0.0239%	\$ 704,784	0.0306%	\$ 503,715	0.0204%	\$ 288,507	0.0156%
3341	Computer and Peripheral Equipment Manufacturing	\$ 8,063,134	0.4068%	\$ 11,512,491	0.4991%	\$ 11,437,016	0.4630%	\$ 9,798,085	0.5284%
3342	Communications Equipment Manufacturing	\$ 338,883	0.0171%	\$ 340,974	0.0148%	\$ 276,062	0.0112%	\$ 217,446	0.0117%
3343	Audio and Video Equipment Manufacturing	\$ 38,632	0.0019%	\$ 50,497	0.0022%	\$ 39,164	0.0016%	\$ 32,267	0.0017%
3344	Semiconductor and Other Electronic Component Manufacturing	\$ 157,544	0.0079%	\$ 224,562	0.0097%	\$ 126,221	0.0051%	\$ 24,858	0.0013%
3345	Navigational, Measuring, Electromedical, and Control Instruments Manufacturing	\$ 273,960	0.0138%	\$ 289,504	0.0126%	\$ 268,501	0.0109%	\$ 417,286	0.0225%
3346	Manufacturing and Reproducing Magnetic and Optical Media	\$ 20,398	0.0010%	\$ 14,160	0.0006%	\$ 10,252	0.0004%	\$ 38,258	0.0021%
3351	Electric Lighting Equipment Manufacturing	\$ 185,366	0.0094%	\$ 60,551	0.0026%	\$ 189,284	0.0077%	\$ 424,788	0.0229%
3352	Major Household Appliance Manufacturing	\$ 209,014	0.0105%	\$ 188,781	0.0082%	\$ 325,699	0.0132%	\$ 300,066	0.0162%
3353	Electrical Equipment Manufacturing	\$ 225,923	0.0114%	\$ 525,113	0.0228%	\$ 582,589	0.0236%	\$ 538,434	0.0290%
3359	Other Electrical Equipment and Component Manufacturing	\$ 552,550	0.0279%	\$ 349,830	0.0152%	\$ 235,593	0.0095%	\$ 267,739	0.0144%
3361	Motor Vehicle Manufacturing	\$ 411,284	0.0208%	\$ 547,845	0.0238%	\$ 597,069	0.0242%	\$ 370,224	0.0200%
3362	Motor Vehicle Body and Trailer Manufacturing	\$ 157,225	0.0079%	\$ 127,384	0.0055%	\$ 204,136	0.0083%	\$ 72,768	0.0039%
3363	Motor Vehicle Parts Manufacturing	\$ 112,049	0.0057%	\$ 171,554	0.0074%	\$ 167,189	0.0068%	\$ 181,296	0.0098%
3364	Aerospace Product and Parts Manufacturing	\$ 10,189	0.0005%	\$ 23,677	0.0010%	\$ 11,747	0.0005%	\$ 7,522	0.0004%
3365	Railroad Rolling Stock Manufacturing	\$ 3,583,184	0.1808%	\$ 2,651,380	0.1149%	\$ 2,539,392	0.1028%	\$ 1,800,161	0.0971%
3366	Ship and Boat Building	\$ 4,337	0.0002%	\$ 5,805	0.0003%	\$ 10,509	0.0004%	\$ 6,404	0.0003%
3369	Other Transportation Equipment Manufacturing	\$ 80,297	0.0041%	\$ 104,885	0.0045%	\$ 190,453	0.0077%	\$ 294,000	0.0159%
3371	Household and Institutional Furniture and Kitchen Cabinet Manufacturing	\$ 1,216,824	0.0614%	\$ 1,491,574	0.0647%	\$ 1,634,370	0.0662%	\$ 1,210,865	0.0653%
3372	Office Furniture (including Fixtures) Manufacturing	\$ 244,152	0.0123%	\$ 297,320	0.0129%	\$ 753,314	0.0305%	\$ 415,135	0.0224%
3379	Other Furniture Related Product Manufacturing	\$ 221,168	0.0112%	\$ 276,592	0.0120%	\$ 202,348	0.0082%	\$ 115,295	0.0062%
3391	Medical Equipment and Supplies Manufacturing	\$ 1,623,214	0.0819%	\$ 1,816,648	0.0788%	\$ 1,556,060	0.0630%	\$ 1,047,157	0.0565%
3399	Other Miscellaneous Manufacturing	\$ 4,466,300	0.2253%	\$ 5,395,217	0.2339%	\$ 5,089,140	0.2060%	\$ 3,191,056	0.1721%
Group Subtotal		\$ 54,329,224	2.7409%	\$ 63,067,897	2.7344%	\$ 69,104,583	2.7978%	\$ 56,596,780	3.0521%



Group	Description	FY 2020-21		FY 2021-22		FY 2022-23 (YTD as of 3/31/23)		Overall (3/1/13 - 3/31/23)	
			%		%		%		%
Wholesale Trade									
4231	Motor Vehicle and Motor Vehicle Parts and Supplies Merchant Wholesalers	\$ 5,378,444	0.2714%	\$ 5,765,856	0.2500%	\$ 6,807,390	0.2756%	\$ 5,282,605	0.2849%
4232	Furniture and Home Furnishing Merchant Wholesalers	\$ 395,431	0.0200%	\$ 705,655	0.0306%	\$ 459,305	0.0186%	\$ 1,615,126	0.0871%
4233	Lumber and Other Construction Materials Merchant Wholesalers	\$ 7,382,218	0.3725%	\$ 9,258,413	0.4014%	\$ 11,176,416	0.4525%	\$ 9,082,797	0.4898%
	Professional and Commercial Equipment and Supplies Merchant Wholesalers								
4234	Wholesalers	\$ 6,001,645	0.3028%	\$ 6,744,862	0.2924%	\$ 6,964,945	0.2820%	\$ 4,902,893	0.2644%
4235	Metal and Mineral (except Petroleum) Merchant Wholesalers	\$ 998,799	0.0504%	\$ 1,619,698	0.0702%	\$ 1,683,644	0.0682%	\$ 1,228,173	0.0662%
	Household Appliances and Electrical and Electronic Goods Merchant Wholesalers								
4236	Wholesalers	\$ 7,720,353	0.3895%	\$ 7,301,576	0.3165%	\$ 9,937,772	0.4023%	\$ 6,438,810	0.3472%
	Hardware, and Plumbing and Heating Equipment and Supplies Merchant Wholesalers								
4237	Merchant Wholesalers	\$ 11,431,932	0.5768%	\$ 13,457,373	0.5834%	\$ 14,994,523	0.6070%	\$ 10,929,871	0.5894%
4238	Machinery, Equipment, and Supplies Merchant Wholesalers	\$ 16,191,640	0.8169%	\$ 19,096,505	0.8279%	\$ 21,134,093	0.8556%	\$ 20,637,723	1.1129%
4239	Miscellaneous Durable Goods Merchant Wholesalers	\$ 10,028,518	0.5060%	\$ 13,599,992	0.5896%	\$ 12,190,446	0.4935%	\$ 9,616,063	0.5186%
4241	Paper and Paper Product Merchant Wholesalers	\$ 1,161,057	0.0586%	\$ 1,093,273	0.0474%	\$ 1,022,434	0.0414%	\$ 886,339	0.0478%
4242	Drugs and Druggists' Sundries Merchant Wholesalers	\$ 1,720,445	0.0868%	\$ 1,847,334	0.0801%	\$ 2,173,005	0.0880%	\$ 1,384,249	0.0746%
4243	Apparel, Piece Goods, and Notions Merchant Wholesalers	\$ 929,047	0.0469%	\$ 1,445,230	0.0627%	\$ 1,375,238	0.0557%	\$ 1,092,685	0.0589%
4244	Grocery and Related Product Merchant Wholesalers	\$ 4,715,859	0.2379%	\$ 4,373,442	0.1896%	\$ 4,831,245	0.1956%	\$ 4,250,211	0.2292%
4245	Farm Product Raw Material Merchant Wholesalers	\$ 39,873	0.0020%	\$ 111,203	0.0048%	\$ 63,828	0.0026%	\$ 16,726	0.0009%
4246	Chemical and Allied Products Merchant Wholesalers	\$ 814,714	0.0411%	\$ 654,139	0.0284%	\$ 716,223	0.0290%	\$ 583,055	0.0314%
4247	Petroleum and Petroleum Products Merchant Wholesalers	\$ 18,705,336	0.9437%	\$ 25,118,809	1.0890%	\$ 37,086,307	1.5014%	\$ 24,511,084	1.3218%
	Beer, Wine, and Distilled Alcoholic Beverage Merchant Wholesalers								
4248	Wholesalers	\$ 140,452	0.0071%	\$ 130,073	0.0056%	\$ 109,149	0.0044%	\$ 73,316	0.0040%
4249	Miscellaneous Nondurable Goods Merchant Wholesalers	\$ 2,197,855	0.1109%	\$ 2,595,916	0.1125%	\$ 2,862,141	0.1159%	\$ 2,435,225	0.1313%
4251	Wholesale Electronic Markets and Agents and Brokers	\$ 587,173	0.0296%	\$ 498,823	0.0216%	\$ 495,571	0.0201%	\$ 464,115	0.0250%
	Group Subtotal	\$ 96,540,791	4.8709%	\$ 115,418,172	5.0037%	\$ 136,083,675	5.5094%	\$ 105,431,066	5.6854%
Retail Trade									
4411	Automobile Dealers	\$ 251,937,542	12.7103%	\$ 322,602,498	13.9864%	\$ 314,182,750	12.7181%	\$ 227,928,331	12.2916%
4412	Other Motor Vehicle Dealers	\$ 32,420,445	1.6357%	\$ 45,400,001	1.9682%	\$ 44,341,778	1.7951%	\$ 31,787,851	1.7142%
4413	Automotive Parts, Accessories, and Tire Stores	\$ 24,604,713	1.2422%	\$ 28,877,127	1.2506%	\$ 29,873,141	1.2098%	\$ 22,512,282	1.2127%
4421	Furniture Stores	\$ 13,114,794	0.6617%	\$ 21,525,013	0.9332%	\$ 20,519,802	0.8307%	\$ 13,618,822	0.7344%
4422	Home Furnishings Stores	\$ 7,157,042	0.3611%	\$ 6,119,586	0.2653%	\$ 4,131,204	0.1672%	\$ 2,573,889	0.1388%
4431	Electronics and Appliance Stores	\$ 22,972,547	1.1590%	\$ 29,171,710	1.2647%	\$ 27,865,505	1.1281%	\$ 18,945,119	1.0216%
4441	Building Material and Supplies Dealers	\$ 138,815,851	7.0037%	\$ 173,548,005	7.5238%	\$ 184,681,816	7.4766%	\$ 146,666,371	7.9091%
4442	Lawn and Garden Equipment and Supplies Stores	\$ 4,629,586	0.2336%	\$ 5,756,088	0.2495%	\$ 6,762,068	0.2738%	\$ 3,701,750	0.1996%
4451	Grocery Stores	\$ 87,183,557	4.3987%	\$ 88,151,978	3.8975%	\$ 96,273,632	3.8975%	\$ 54,403,216	2.9337%
4452	Specialty Food Stores	\$ 2,586,105	0.1305%	\$ 2,974,393	0.1289%	\$ 3,526,449	0.1428%	\$ 2,480,787	0.1338%
4453	Beer, Wine, and Liquor Stores	\$ 17,288,110	0.8722%	\$ 22,154,684	0.9605%	\$ 21,867,774	0.8853%	\$ 17,329,665	0.9345%
4461	Health and Personal Care Stores	\$ 24,115,492	1.2167%	\$ 21,712,155	0.9413%	\$ 21,960,598	0.8890%	\$ 16,888,022	0.9107%
4471	Gasoline Stations	\$ 136,586,835	6.8912%	\$ 133,759,182	5.7989%	\$ 170,960,111	6.9211%	\$ 100,918,034	5.4421%
4481	Clothing Stores	\$ 41,152,609	2.0763%	\$ 50,476,266	2.1883%	\$ 52,786,174	2.1370%	\$ 40,914,659	2.2064%
4482	Shoe Stores	\$ 5,877,123	0.2965%	\$ 6,115,021	0.2651%	\$ 5,426,819	0.2197%	\$ 4,119,810	0.2222%
4483	Jewelry, Luggage, and Leather Goods Stores	\$ 7,335,823	0.3701%	\$ 10,116,565	0.4386%	\$ 10,721,239	0.4340%	\$ 7,518,453	0.4054%
4511	Sporting Goods, Hobby, and Musical Instrument Stores	\$ 22,347,478	1.1275%	\$ 33,400,186	1.4480%	\$ 29,695,109	1.2022%	\$ 23,086,747	1.2450%
4512	Book Stores and News Dealers	\$ 978,890	0.0494%	\$ 366,563	0.0159%	\$ 643,635	0.0261%	\$ 486,048	0.0262%
4522	Department Stores	\$ 29,086,015	1.4675%	\$ 29,289,136	1.2698%	\$ 30,600,642	1.2388%	\$ 22,600,268	1.2187%
	General Merchandise Stores, including Warehouse Clubs and Supercenters								
4523	Supercenters	\$ 191,323,421	9.6528%	\$ 221,752,368	9.6136%	\$ 222,437,148	9.0050%	\$ 171,287,264	9.2368%
4531	Florists	\$ 1,193,759	0.0602%	\$ 1,295,628	0.0562%	\$ 1,414,388	0.0573%	\$ 1,009,896	0.0545%
4532	Office Supplies, Stationery, and Gift Stores	\$ 10,717,207	0.5407%	\$ 10,962,623	0.4753%	\$ 12,542,936	0.5078%	\$ 10,501,984	0.5663%
4533	Used Merchandise Stores	\$ 1,523,505	0.0769%	\$ 1,569,611	0.0680%	\$ 1,889,772	0.0765%	\$ 1,368,158	0.0738%
4539	Other Miscellaneous Store Retailers	\$ 54,699,289	2.7597%	\$ 61,604,608	2.6707%	\$ 67,655,862	2.7389%	\$ 55,650,119	3.0010%
4541	Electronic Shopping and Mail-Order Houses	\$ 94,397,291	4.7626%	\$ 152,118,765	6.5948%	\$ 150,671,657	6.0997%	\$ 116,040,525	6.2576%
4542	Vending Machine Operators	\$ 965,444	0.0487%	\$ 824,587	0.0357%	\$ 1,240,506	0.0502%	\$ 763,323	0.0412%
4543	Direct Selling Establishments	\$ 20,240,383	1.0212%	\$ 23,312,641	1.0107%	\$ 27,968,920	1.1323%	\$ 20,494,246	1.1052%
	Group Subtotal	\$ 1,245,250,856	62.8267%	\$ 1,504,956,988	65.2437%	\$ 1,562,641,435	63.2606%	\$ 1,135,595,639	61.2371%
Transportation and Warehousing									
4811	Scheduled Air Transportation	\$ 3,852	0.0002%	\$ 28,754	0.0012%	\$ 55,367	0.0022%	\$ 89,675	0.0048%
4812	Nonscheduled Air Transportation	\$ 36,533	0.0018%	\$ 59,524	0.0026%	\$ 37,928	0.0015%	\$ 41,070	0.0022%
4821	Rail Transportation	\$ 273,077	0.0138%	\$ 110,904	0.0048%	\$ 305,794	0.0124%	\$ 2,981,085	0.1608%
4831	Deep Sea, Coastal, and Great Lakes Water Transportation	\$ -	0.0000%	\$ -	0.0000%	\$ -	0.0000%	\$ -	0.0000%
4832	Inland Water Transportation	\$ 34,922	0.0018%	\$ 72,578	0.0031%	\$ 116,368	0.0047%	\$ 84,173	0.0045%
4841	General Freight Trucking	\$ 1,103,121	0.0557%	\$ 1,108,828	0.0481%	\$ 687,990	0.0279%	\$ 599,251	0.0323%
4842	Specialized Freight Trucking	\$ 649,326	0.0328%	\$ 583,808	0.0253%	\$ 779,699	0.0316%	\$ 494,983	0.0267%
4851	Urban Transit Systems	\$ -	0.0000%	\$ -	0.0000%	\$ -	0.0000%	\$ -	0.0000%
4852	Interurban and Rural Bus Transportation	\$ 10,800	0.0005%	\$ -	0.0000%	\$ -	0.0000%	\$ -	0.0000%
4853	Taxi and Limousine Service	\$ 21,337	0.0011%	\$ -	0.0000%	\$ 4,249	0.0002%	\$ 3,578	0.0002%
4854	School and Employee Bus Transportation	\$ 133,383	0.0067%	\$ 207,914	0.0090%	\$ 245,837	0.0100%	\$ 320,862	0.0173%
4855	Charter Bus Industry	\$ -	0.0000%	\$ -	0.0000%	\$ -	0.0000%	\$ -	0.0000%
4859	Other Transit and Ground Passenger Transportation	\$ 91	0.0000%	\$ 28	0.0000%	\$ 1,429	0.0001%	\$ 1,271	0.0001%
4861	Pipeline Transportation of Crude Oil	\$ -	0.0000%	\$ -	0.0000%	\$ -	0.0000%	\$ -	0.0000%
4862	Pipeline Transportation of Natural Gas	\$ -	0.0000%	\$ -	0.0000%	\$ 3,529	0.0001%	\$ 2,070	0.0001%
4869	Other Pipeline Transportation	\$ -	0.0000%	\$ -	0.0000%	\$ -	0.0000%	\$ -	0.0000%
4871	Scenic and Sightseeing Transportation, Land	\$ -	0.0000%	\$ -	0.0000%	\$ -	0.0000%	\$ -	0.0000%
4872	Scenic and Sightseeing Transportation, Water	\$ 865,761	0.0437%	\$ 691,978	0.0300%	\$ 1,036,207	0.0419%	\$ 985,065	0.0531%
4879	Scenic and Sightseeing Transportation, Other	\$ -	0.0000%	\$ -	0.0000%	\$ -	0.0000%	\$ -	0.0000%
4881	Support Activities for Air Transportation	\$ 1,477	0.0001%	\$ 3,510	0.0002%	\$ 1,646	0.0001%	\$ 732	0.0000%
4882	Support Activities for Rail Transportation	\$ 5,219	0.0003%	\$ 6,832	0.0003%	\$ 1,542	0.0001%	\$ -	0.0000%
4883	Support Activities for Water Transportation	\$ 21,776	0.0011%	\$ -	0.0000%	\$ 128,187	0.0052%	\$ -	0.0000%
4884	Support Activities for Road Transportation	\$ 1,113,083	0.0562%	\$ 1,236,054	0.0536%	\$ 1,573,547	0.0637%	\$ 1,161,971	0.0627%
4885	Freight Transportation Arrangement	\$ 16,169	0.0008%	\$ 15,894	0.0007%	\$ 13,583	0.0005%	\$ 19,055	0.0010%
	Group Subtotal	\$ 5,679,105	0.2867%	\$ 5,963,579	0.2585%	\$ 7,537,203	0.3052%	\$ 9,290,411	0.5009%
Transportation and Warehousing continued									
4889	Other Support Activities for Transportation	\$ 42,633	0.0022%	\$ 15,822	0.0007%	\$ 36,414	0.0015%	\$ 15,562	0.0008%
4911	Postal Service	\$ -	0.0000%	\$ -	0.0000%	\$ -	0.0000%	\$ -	0.0000%
4921	Couriers and Express Delivery Services	\$ 157,281	0.0079%	\$ 211,019	0.0091%	\$ 298,863	0.0121%	\$ 307,252	0.0166%
4922	Local Messengers and Local Delivery	\$ 2,135	0.0001%	\$ 22,870	0.0010%	\$ 606,140	0.0245%	\$ 1,020,471	0.0550%
4931	Warehousing and Storage	\$ 1,187,129	0.0599%	\$ 1,587,262	0.0688%	\$ 1,602,884	0.0649%	\$ 1,162,285	0.0627%
	Group Subtotal	\$ 5,679,105	0.2867%	\$ 5,963,579	0.2585%	\$ 7,537,203	0.3052%	\$ 9,290,411	0.5009%

**Information**

5111	Newspaper, Periodical, Book, and Directory Publishers	\$ 578,720	0.0292%	\$ 752,037	0.0326%	\$ 737,074	0.0298%	\$ 551,694	0.0298%
5112	Software Publishers	\$ 8,546,972	0.4312%	\$ 10,722,931	0.4649%	\$ 11,002,219	0.4454%	\$ 8,300,326	0.4476%
5121	Motion Picture and Video Industries	\$ 1,654,826	0.0835%	\$ 366,990	0.0159%	\$ 1,610,911	0.0652%	\$ 1,156,180	0.0623%
5122	Sound Recording Industries	\$ 28,887	0.0015%	\$ 46,478	0.0020%	\$ 33,494	0.0014%	\$ 30,705	0.0017%
5151	Radio and Television Broadcasting	\$ 94,080	0.0047%	\$ 140,573	0.0061%	\$ 98,190	0.0040%	\$ 88,029	0.0047%
5152	Cable and Other Subscription Programming	\$ 3,297,902	0.1664%	\$ 2,724,779	0.1181%	\$ 2,312,350	0.0936%	\$ 1,612,754	0.0870%
5173	Wired and Wireless Telecommunications Carriers	\$ 44,268,107	2.2335%	\$ 38,036,401	1.6490%	\$ 37,406,405	1.5143%	\$ 27,032,668	1.4578%
5174	Satellite Telecommunications	\$ 100,225	0.0051%	\$ 78,029	0.0034%	\$ 62,609	0.0025%	\$ 26,535	0.0014%
5179	Other Telecommunications	\$ 3,822,268	0.1928%	\$ 4,112,700	0.1783%	\$ 3,627,477	0.1469%	\$ 2,138,154	0.1153%
5182	Data Processing, Hosting, and Related Services	\$ 1,399,966	0.0706%	\$ 1,705,443	0.0739%	\$ 1,756,059	0.0711%	\$ 1,282,876	0.0692%
5191	Other Information Services	\$ 18,271,253	0.9218%	\$ 22,850,044	0.9906%	\$ 22,324,198	0.9038%	\$ 15,950,312	0.8601%
	Group Subtotal	\$ 82,063,206	4.1403%	\$ 81,536,405	3.5348%	\$ 80,970,986	3.2780%	\$ 58,170,233	3.1369%

**Finance and Insurance**

5211	Monetary Authorities-Central Bank	\$ 21,614	0.0011%	\$ 40,897	0.0018%	\$ 44,789	0.0018%	\$ 51,154	0.0028%
5221	Depository Credit Intermediation	\$ 692,073	0.0349%	\$ 448,224	0.0194%	\$ 726,960	0.0294%	\$ 648,938	0.0350%
5222	Nondepository Credit Intermediation	\$ 1,911,515	0.0964%	\$ 1,583,287	0.0686%	\$ 2,668,554	0.1080%	\$ 1,754,586	0.0946%
5223	Activities Related to Credit Intermediation	\$ 188,545	0.0095%	\$ 250,903	0.0109%	\$ 327,169	0.0132%	\$ 1,011,771	0.0546%
	Securities and Commodity Contracts Intermediation and								
5231	Brokerage	\$ 39,670	0.0020%	\$ 75,906	0.0033%	\$ 263,853	0.0107%	\$ 70,043	0.0038%
5232	Securities and Commodity Exchanges	\$ 4,541	0.0002%	\$ 4,541	0.0002%	\$ 6,105	0.0002%	\$ 3,980	0.0002%
5239	Other Financial Investment Activities	\$ 564,033	0.0285%	\$ 712,217	0.0309%	\$ 525,796	0.0213%	\$ 355,187	0.0192%
5241	Insurance Carriers	\$ 229,409	0.0116%	\$ 382,565	0.0166%	\$ 329,150	0.0133%	\$ 231,505	0.0125%
5242	Agencies, Brokerages, and Other Insurance Related Activities	\$ 171,454	0.0087%	\$ 175,339	0.0076%	\$ 230,413	0.0093%	\$ 163,355	0.0088%
5251	Insurance and Employee Benefit Funds	\$ -	0.0000%	\$ -	0.0000%	\$ -	0.0000%	\$ -	0.0000%
5259	Other Investment Pools and Funds	\$ 46,611	0.0024%	\$ 42,795	0.0019%	\$ 194,345	0.0079%	\$ 169,804	0.0092%
	Group Subtotal	\$ 3,869,465	0.1953%	\$ 3,716,674	0.1612%	\$ 5,317,134	0.2151%	\$ 4,460,323	0.2407%

**Real Estate and Rental and Leasing**

5311	Lessors of Real Estate	\$ 2,870,725	0.1448%	\$ 3,961,208	0.1717%	\$ 3,988,843	0.1615%	\$ 2,603,666	0.1404%
5312	Offices of Real Estate Agents and Brokers	\$ 10,165	0.0005%	\$ 6,666	0.0003%	\$ 67,275	0.0027%	\$ 6,945	0.0004%
5313	Activities Related to Real Estate	\$ 1,506,140	0.0760%	\$ 2,745,868	0.1190%	\$ 2,491,189	0.1009%	\$ 2,868,878	0.1547%
5321	Automotive Equipment Rental and Leasing	\$ 15,219,540	0.7679%	\$ 16,167,563	0.7009%	\$ 16,243,540	0.6576%	\$ 12,110,057	0.6530%
5322	Consumer Goods Rental	\$ 5,568,013	0.2809%	\$ 6,545,681	0.2838%	\$ 8,217,573	0.3327%	\$ 7,794,341	0.4203%
5323	General Rental Centers	\$ 6,704,438	0.3383%	\$ 9,078,362	0.3936%	\$ 9,339,801	0.3781%	\$ 6,337,441	0.3418%
	Commercial and Industrial Machinery and Equipment Rental and								
5324	Leasing	\$ 10,971,984	0.5536%	\$ 11,255,635	0.4880%	\$ 10,600,860	0.4292%	\$ 8,283,396	0.4467%
	Lessors of Nonfinancial Intangible Assets (except Copyrighted								
5331	Works)	\$ 52,282	0.0026%	\$ 9,726	0.0004%	\$ 11,589	0.0005%	\$ 10,200	0.0006%
	Group Subtotal	\$ 42,903,287	2.1646%	\$ 49,770,709	2.1577%	\$ 50,960,670	2.0632%	\$ 40,014,924	2.1579%

**Professional, Scientific and Technical Services**

5411	Legal Services	\$ 307,244	0.0155%	\$ 490,074	0.0212%	\$ 629,132	0.0255%	\$ 455,375	0.0246%
5412	Accounting, Tax Preparation, Bookkeeping, and Payroll Services	\$ 462,776	0.0233%	\$ 467,460	0.0203%	\$ 493,525	0.0200%	\$ 536,332	0.0289%
5413	Architectural, Engineering, and Related Services	\$ 1,111,485	0.0561%	\$ 1,254,169	0.0544%	\$ 1,177,852	0.0477%	\$ 867,922	0.0468%
5414	Specialized Design Services	\$ 963,516	0.0486%	\$ 791,496	0.0343%	\$ 797,709	0.0323%	\$ 857,203	0.0462%
5415	Computer Systems Design and Related Services	\$ 5,994,959	0.3025%	\$ 6,833,110	0.2962%	\$ 7,619,874	0.3085%	\$ 7,446,533	0.4016%
5416	Management, Scientific, and Technical Consulting Services	\$ 1,048,168	0.0529%	\$ 1,244,815	0.0540%	\$ 1,570,358	0.0636%	\$ 1,222,586	0.0659%
5417	Scientific Research and Development Services	\$ 6,635	0.0003%	\$ 9,908	0.0004%	\$ 13,863	0.0006%	\$ 12,587	0.0007%
5418	Advertising, Public Relations, and Related Services	\$ 640,810	0.0323%	\$ 963,860	0.0418%	\$ 977,821	0.0396%	\$ 887,793	0.0479%
5419	Other Professional, Scientific, and Technical Services	\$ 7,241,899	0.3654%	\$ 7,757,288	0.3363%	\$ 8,784,602	0.3556%	\$ 7,221,315	0.3894%
	Group Subtotal	\$ 17,777,492	0.8969%	\$ 19,812,180	0.8589%	\$ 22,064,736	0.8934%	\$ 19,507,646	1.0520%

**Management of Companies and Enterprises**

5511	Management of Companies and Enterprises	\$ 573,361	0.0289%	\$ 291,525	0.0126%	\$ 222,639	0.0090%	\$ 93,306	0.0050%
	Group Subtotal	\$ 573,361	0.0289%	\$ 291,525	0.0126%	\$ 222,639	0.0090%	\$ 93,306	0.0050%

**Administrative and Support and Waste Management and Remediation Services**

5611	Office Administrative Services	\$ 9,795,651	0.4942%	\$ 139,738	0.0061%	\$ 129,397	0.0052%	\$ 96,760	0.0052%
5612	Facilities Support Services	\$ 243,572	0.0123%	\$ 299,569	0.0130%	\$ 478,750	0.0194%	\$ 3,108,780	0.1676%
5613	Employment Services	\$ 2,058,677	0.1039%	\$ 296,356	0.0128%	\$ 70,843	0.0029%	\$ 22,385	0.0012%
5614	Business Support Services	\$ 887,565	0.0448%	\$ 1,110,867	0.0482%	\$ 1,026,413	0.0416%	\$ 715,345	0.0386%
5615	Travel Arrangement and Reservation Services	\$ 1,633,480	0.0824%	\$ 1,101,407	0.0477%	\$ 1,789,635	0.0725%	\$ 1,769,259	0.0954%
5616	Investigation and Security Services	\$ 2,032,831	0.1026%	\$ 2,757,148	0.1195%	\$ 4,097,486	0.1659%	\$ 3,324,270	0.1793%
5617	Services to Buildings and Dwellings	\$ 16,171,304	0.8159%	\$ 18,768,393	0.8137%	\$ 20,169,741	0.8165%	\$ 15,740,945	0.8488%
5619	Other Support Services	\$ 237,736	0.0120%	\$ 252,991	0.0110%	\$ 292,671	0.0118%	\$ 238,085	0.0128%
5621	Waste Collection	\$ 11,207,578	0.5655%	\$ 12,734,312	0.5521%	\$ 14,649,828	0.5931%	\$ 12,370,956	0.6671%
5622	Waste Treatment and Disposal	\$ 425,627	0.0215%	\$ 456,373	0.0198%	\$ 576,010	0.0233%	\$ 391,768	0.0211%
5629	Remediation and Other Waste Management Services	\$ 870,000	0.0439%	\$ 1,076,234	0.0467%	\$ 740,409	0.0300%	\$ 569,474	0.0307%
	Group Subtotal	\$ 45,564,021	2.2990%	\$ 38,993,388	1.6906%	\$ 44,021,183	1.7822%	\$ 38,348,027	2.0678%

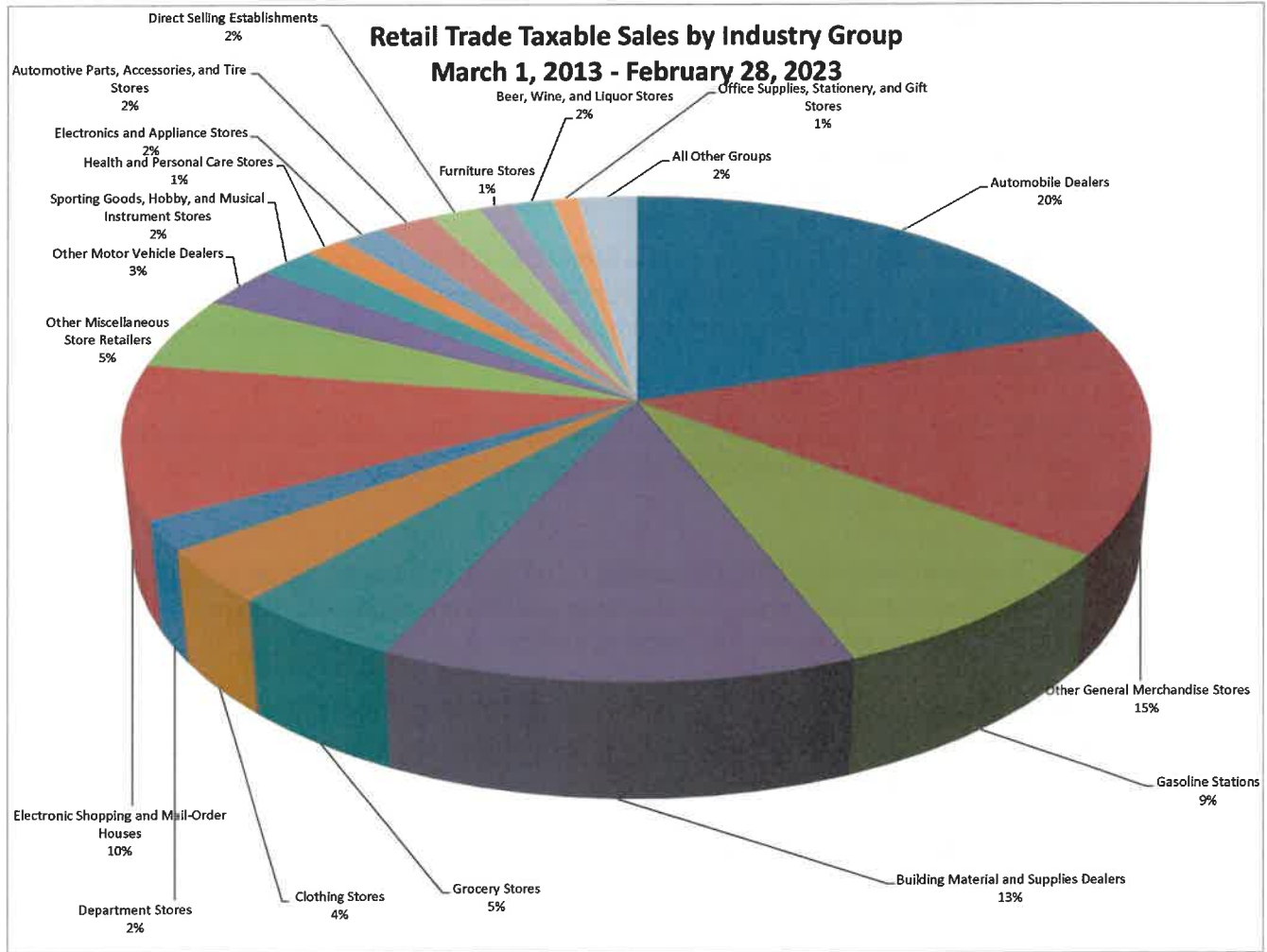
Group	Description	FY 2020-21	%	FY 2021-22	%	FY 2022-23 (YTD as of 3/31/23)	%	Overall (3/1/13 - 3/31/23)	%
<b>Educational Services</b>									
6111	Elementary and Secondary Schools	\$ 290,269	0.0146%	\$ 126,700	0.0055%	\$ 211,033	0.0085%	\$ 280,062	0.0151%
6112	Junior Colleges	\$ -	0.0000%	\$ -	0.0000%	\$ -	0.0000%	\$ -	0.0000%
6113	Colleges, Universities, and Professional Schools	\$ 44,847	0.0023%	\$ 46,360	0.0020%	\$ 48,608	0.0020%	\$ 30,949	0.0017%
6114	Business Schools and Computer and Management Training	\$ 9,667	0.0005%	\$ 15,040	0.0007%	\$ 13,405	0.0005%	\$ 5,802	0.0003%
6115	Technical and Trade Schools	\$ 82,793	0.0042%	\$ 8,802	0.0004%	\$ 8,860	0.0004%	\$ 3,961	0.0002%
6116	Other Schools and Instruction	\$ 71,344	0.0036%	\$ 73,245	0.0032%	\$ 99,274	0.0040%	\$ 85,633	0.0046%
6117	Educational Support Services	\$ 116,228	0.0059%	\$ 191,267	0.0083%	\$ 165,370	0.0067%	\$ 170,050	0.0092%
	Group Subtotal	\$ 615,148	0.0311%	\$ 461,414	0.0201%	\$ 546,550	0.0221%	\$ 576,457	0.0311%
<b>Health Care and Social Assistance</b>									
6211	Offices of Physicians	\$ 12,582	0.0006%	\$ 126,481	0.0055%	\$ 5,141	0.0002%	\$ 19,065	0.0010%
6212	Offices of Dentists	\$ 12,145	0.0006%	\$ 11,672	0.0005%	\$ 16,104	0.0007%	\$ 10,651	0.0006%
6213	Offices of Other Health Practitioners	\$ 231,895	0.0117%	\$ 199,830	0.0087%	\$ 235,807	0.0095%	\$ 68,304	0.0037%
6214	Outpatient Care Centers	\$ 224,578	0.0113%	\$ 230,575	0.0100%	\$ 400,537	0.0162%	\$ 125,253	0.0068%
6215	Medical and Diagnostic Laboratories	\$ 32,727	0.0017%	\$ 69,107	0.0030%	\$ 94,325	0.0038%	\$ 43,291	0.0023%
6216	Home Health Care Services	\$ 27,736	0.0014%	\$ 87,535	0.0038%	\$ 41,331	0.0017%	\$ 50,572	0.0027%
6219	Other Ambulatory Health Care Services	\$ 92,738	0.0047%	\$ 134,888	0.0058%	\$ 144,422	0.0058%	\$ 89,084	0.0048%
6221	General Medical and Surgical Hospitals	\$ 685,140	0.0346%	\$ 500,539	0.0217%	\$ 448,573	0.0182%	\$ 343,082	0.0185%
6222	Psychiatric and Substance Abuse Hospitals	\$ -	0.0000%	\$ -	0.0000%	\$ -	0.0000%	\$ -	0.0000%
6223	Specialty (except Psychiatric and Substance Abuse) Hospitals	\$ -	0.0000%	\$ -	0.0000%	\$ -	0.0000%	\$ -	0.0000%
6231	Nursing Care Facilities (Skilled Nursing Facilities)	\$ 294,056	0.0148%	\$ 179,772	0.0078%	\$ 83,144	0.0034%	\$ 63,504	0.0034%
6232	Residential Intellectual and Developmental Disability, Mental Health, and Substance Abuse Facilities	\$ -	0.0000%	\$ -	0.0000%	\$ -	0.0000%	\$ -	0.0000%
6233	Continuing Care Retirement Communities and Assisted Living Facilities for the Elderly	\$ -	0.0000%	\$ -	0.0000%	\$ -	0.0000%	\$ -	0.0000%
6239	Other Residential Care Facilities	\$ -	0.0000%	\$ -	0.0000%	\$ -	0.0000%	\$ -	0.0000%
6241	Individual and Family Services	\$ 95,334	0.0048%	\$ 119,759	0.0052%	\$ 149,485	0.0061%	\$ 102,683	0.0055%
6242	Community Food and Housing, and Emergency and Other Relief Services	\$ 312,272	0.0158%	\$ 99,615	0.0043%	\$ 214,754	0.0087%	\$ 391,885	0.0211%
6243	Vocational Rehabilitation Services	\$ 576	0.0000%	\$ 70	0.0000%	\$ 49	0.0000%	\$ -	0.0000%
6244	Child Day Care Services	\$ -	0.0000%	\$ -	0.0000%	\$ -	0.0000%	\$ -	0.0000%
	Group Subtotal	\$ 2,021,779	0.1020%	\$ 1,759,843	0.0763%	\$ 1,833,672	0.0743%	\$ 1,307,374	0.0704%
<b>Arts, Entertainment and Recreation</b>									
7111	Performing Arts Companies	\$ 13,405	0.0007%	\$ 4,079	0.0002%	\$ 444	0.0000%	\$ 9,962	0.0005%
7112	Spectator Sports	\$ 233,700	0.0118%	\$ 152,250	0.0066%	\$ 339,061	0.0137%	\$ 363,682	0.0196%
7113	Promoters of Performing Arts, Sports, and Similar Events	\$ 230,633	0.0116%	\$ 11,132	0.0005%	\$ 402,016	0.0163%	\$ 307,411	0.0166%
7114	Agents and Managers for Artists, Athletes, Entertainers, and Other Public Figures	\$ 179	0.0000%	\$ 194	0.0000%	\$ 94	0.0000%	\$ 37,746	0.0020%
7115	Independent Artists, Writers, and Performers	\$ 96,018	0.0048%	\$ 103,181	0.0045%	\$ 106,357	0.0043%	\$ 98,183	0.0053%
7121	Museums, Historical Sites, and Similar Institutions	\$ 1,074,155	0.0542%	\$ 793,862	0.0344%	\$ 1,168,695	0.0473%	\$ 1,170,498	0.0631%
7131	Amusement Parks and Arcades	\$ 58,373	0.0029%	\$ 226,655	0.0098%	\$ 131,526	0.0053%	\$ 91,035	0.0049%
7132	Gambling Industries	\$ -	0.0000%	\$ -	0.0000%	\$ -	0.0000%	\$ -	0.0000%
7139	Other Amusement and Recreation Industries	\$ 6,967,865	0.3515%	\$ 7,228,512	0.3134%	\$ 8,615,047	0.3488%	\$ 5,678,304	0.3062%
	Group Subtotal	\$ 8,674,328	0.4375%	\$ 8,519,865	0.3694%	\$ 10,763,240	0.4357%	\$ 7,756,821	0.4182%
<b>Accommodation and Food Services</b>									
7211	Traveler Accommodation	\$ 37,026,636	1.8681%	\$ 30,308,898	1.3140%	\$ 43,531,175	1.7623%	\$ 37,310,065	2.0120%
7212	RV (Recreational Vehicle) Parks and Recreational Camps	\$ 631,374	0.0319%	\$ 810,629	0.0351%	\$ 823,561	0.0333%	\$ 713,749	0.0385%
7213	Rooming and Boarding Houses	\$ 47,687	0.0024%	\$ 98,007	0.0042%	\$ 52,017	0.0021%	\$ 51,084	0.0028%
7223	Special Food Services	\$ 1,025,321	0.0517%	\$ 900,769	0.0391%	\$ 1,321,655	0.0535%	\$ 959,942	0.0518%
7224	Drinking Places (Alcoholic Beverages)	\$ 7,801,718	0.3936%	\$ 7,075,714	0.3068%	\$ 9,583,462	0.3880%	\$ 7,509,431	0.4050%
7225	Restaurants and Other Eating Places	\$ 169,401,083	8.5468%	\$ 186,485,195	8.0847%	\$ 216,012,301	8.7449%	\$ 166,544,705	8.9811%
	Group Subtotal	\$ 215,933,819	10.8945%	\$ 225,679,212	9.7839%	\$ 271,324,171	10.9841%	\$ 213,088,976	11.4912%
<b>Other Services (except Public Administration)</b>									
8111	Automotive Repair and Maintenance	\$ 42,402,400	2.1393%	\$ 45,380,604	1.9674%	\$ 47,461,115	1.9214%	\$ 36,059,903	1.9446%
8112	Electronic and Precision Equipment Repair and Maintenance	\$ 1,394,690	0.0704%	\$ 1,584,466	0.0687%	\$ 1,696,135	0.0687%	\$ 1,573,260	0.0848%
8113	Commercial and Industrial Machinery and Equipment (except Automotive and Electronic) Repair and Maintenance	\$ 3,685,981	0.1860%	\$ 4,471,715	0.1939%	\$ 5,392,955	0.2183%	\$ 4,220,655	0.2276%
8114	Personal and Household Goods Repair and Maintenance	\$ 3,660,464	0.1847%	\$ 4,228,012	0.1833%	\$ 3,683,316	0.1491%	\$ 3,273,308	0.1765%
8121	Personal Care Services	\$ 600,300	0.0303%	\$ 641,092	0.0278%	\$ 660,902	0.0268%	\$ 481,658	0.0260%
8122	Death Care Services	\$ 7,523	0.0004%	\$ 2,007	0.0001%	\$ 2,301	0.0001%	\$ 56	0.0000%
8123	Drycleaning and Laundry Services	\$ 332,307	0.0168%	\$ 402,738	0.0175%	\$ 372,812	0.0151%	\$ 380,527	0.0205%
8129	Other Personal Services	\$ 2,420,267	0.1221%	\$ 3,089,692	0.1339%	\$ 3,268,895	0.1323%	\$ 2,228,616	0.1202%
8131	Religious Organizations	\$ 908,109	0.0458%	\$ 1,165,984	0.0505%	\$ 1,392,655	0.0564%	\$ 1,002,424	0.0541%
8132	Grantmaking and Giving Services	\$ 465	0.0000%	\$ 563	0.0000%	\$ 2,498	0.0001%	\$ 734	0.0000%
8133	Social Advocacy Organizations	\$ 38,089	0.0019%	\$ 19,618	0.0009%	\$ 33,554	0.0014%	\$ 34,679	0.0019%
8134	Civic and Social Organizations	\$ 746,569	0.0377%	\$ 599,934	0.0260%	\$ 846,479	0.0343%	\$ 703,212	0.0379%
8139	Business, Professional, Labor, Political, and Similar Organizations	\$ 234,366	0.0118%	\$ 41,519	0.0018%	\$ 186,115	0.0075%	\$ 236,454	0.0128%
8141	Private Households	\$ 92,875	0.0047%	\$ 13,358	0.0006%	\$ 13,933	0.0006%	\$ 12,426	0.0007%
	Group Subtotal	\$ 56,524,405	2.8519%	\$ 61,641,302	2.6724%	\$ 65,013,665	2.6321%	\$ 50,207,912	2.7076%



Group	Description	FY 2020 -21	%	FY 2021-22	%	FY 2022-23 (YTD as of 3/31/23)	%	Overall (3/1/13 - 3/31/23)	%
<b>Public Administration</b>									
9211	Executive, Legislative, and Other General Government Support	\$ 118,923	0.0060%	\$ 34,090	0.0015%	\$ 100,822	0.0041%	\$ 47,257	0.0025%
9221	Justice, Public Order, and Safety Activities	\$ 387,695	0.0196%	\$ 222,895	0.0097%	\$ 512,322	0.0207%	\$ 395,201	0.0213%
9231	Administration of Human Resource Programs	\$ -	0.0000%	\$ -	0.0000%	\$ -	0.0000%	\$ -	0.0000%
9241	Administration of Environmental Quality Programs	\$ -	0.0000%	\$ -	0.0000%	\$ -	0.0000%	\$ -	0.0000%
	Administration of Housing Programs, Urban Planning, and								
9251	Community Development	\$ 15,376	0.0008%	\$ 19,595	0.0008%	\$ 15,300	0.0006%	\$ 11,475	0.0006%
9261	Administration of Economic Program	\$ 24,185,381	1.2202%	\$ 40,775,531	1.7677%	\$ 46,067,053	1.8650%	\$ 28,770,123	1.5515%
9271	Space Research and Technology	\$ -	0.0000%	\$ -	0.0000%	\$ -	0.0000%	\$ -	0.0000%
9281	National Security and International Affairs	\$ -	0.0000%	\$ -	0.0000%	\$ -	0.0000%	\$ -	0.0000%
	Group Subtotal	\$ 24,707,375	1.2466%	\$ 41,052,111	1.7797%	\$ 46,695,497	1.8904%	\$ 29,224,056	1.5759%
<b>Unclassified</b>									
9999	Unclassified	\$ 588,192	0.0291%	\$ 528,762	0.0234%	\$ 1,336,155	0.0535%	\$ 3,413,753	0.1846%
	Group Subtotal	\$ 588,192	0.0291%	\$ 528,762	0.0234%	\$ 1,336,155	0.0535%	\$ 3,413,753	0.1846%
	Grand Total	\$ 1,987,048,801	100.0000%	\$ 2,306,642,603	100.0000%	\$ 2,470,145,653	100.0000%	\$ 1,854,400,512	100.0000%

# TAXABLE SALES FOR RETAIL TRADE ONLY

Group	Description	FY 2020-21	%	FY 2021-22	%	FY 2022-23 (YTD as of 3/31/23)	%	Overall (3/1/13 - 3/31/23)	%
<b>Retail Trade</b>									
4411	Automobile Dealers	\$ 251,937,542	20.2320%	\$ 322,602,498	21.4361%	\$ 314,182,750	20.1058%	\$ 227,928,331	20.0711%
4412	Other Motor Vehicle Dealers	\$ 32,420,445	2.6035%	\$ 45,400,001	3.0167%	\$ 44,341,778	2.8376%	\$ 31,787,851	2.7992%
4413	Automotive Parts, Accessories, and Tire Stores	\$ 24,604,713	1.9759%	\$ 28,877,127	1.9188%	\$ 29,873,141	1.9117%	\$ 22,512,282	1.9824%
4421	Furniture Stores	\$ 13,114,794	1.0532%	\$ 21,525,013	1.4303%	\$ 20,519,802	1.3131%	\$ 13,618,822	1.1993%
4422	Home Furnishings Stores	\$ 7,157,042	0.5747%	\$ 6,119,586	0.4066%	\$ 4,131,204	0.2644%	\$ 2,573,889	0.2267%
4431	Electronics and Appliance Stores	\$ 22,972,547	1.8448%	\$ 29,171,710	1.9384%	\$ 27,865,505	1.7832%	\$ 18,945,119	1.6683%
4441	Building Material and Supplies Dealers	\$ 138,815,851	11.1476%	\$ 173,548,005	11.5318%	\$ 184,681,816	11.8186%	\$ 146,666,371	12.9154%
4442	Lawn and Garden Equipment and Supplies Stores	\$ 4,629,586	0.3718%	\$ 5,756,088	0.3825%	\$ 6,762,068	0.4327%	\$ 3,701,750	0.3260%
4451	Grocery Stores	\$ 87,183,557	7.0013%	\$ 88,151,978	5.8574%	\$ 96,273,632	6.1610%	\$ 54,403,216	4.7907%
4452	Specialty Food Stores	\$ 2,586,105	0.2077%	\$ 2,974,393	0.1976%	\$ 3,526,449	0.2257%	\$ 2,480,787	0.2185%
4453	Beer, Wine, and Liquor Stores	\$ 17,288,110	1.3883%	\$ 22,154,684	1.4721%	\$ 21,867,774	1.3994%	\$ 17,329,665	1.5260%
4461	Health and Personal Care Stores	\$ 24,115,492	1.9366%	\$ 21,712,155	1.4427%	\$ 21,960,598	1.4054%	\$ 16,888,022	1.4872%
4471	Gasoline Stations	\$ 136,586,835	10.9686%	\$ 133,759,182	8.8879%	\$ 170,960,111	10.9405%	\$ 100,918,034	8.8868%
4481	Clothing Stores	\$ 41,152,609	3.3048%	\$ 50,476,266	3.3540%	\$ 52,786,174	3.3780%	\$ 40,914,659	3.6029%
4482	Shoe Stores	\$ 5,877,123	0.4720%	\$ 6,115,021	0.4063%	\$ 5,426,819	0.3473%	\$ 4,119,810	0.3628%
4483	Jewelry, Luggage, and Leather Goods Stores	\$ 7,335,823	0.5891%	\$ 10,116,565	0.6722%	\$ 10,721,239	0.6861%	\$ 7,518,453	0.6621%
4511	Sporting Goods, Hobby, and Musical Instrument Stores	\$ 22,347,478	1.7946%	\$ 33,400,186	2.2193%	\$ 29,695,109	1.9003%	\$ 23,086,747	2.0330%
4512	Book Stores and News Dealers	\$ 978,890	0.0786%	\$ 366,563	0.0244%	\$ 643,635	0.0412%	\$ 486,048	0.0428%
4522	Department Stores	\$ 29,086,015	2.3358%	\$ 29,289,136	1.9462%	\$ 30,600,642	1.9583%	\$ 22,600,268	1.9902%
	General Merchandise Stores, including Warehouse Clubs and Supercenters	\$ 191,323,421	15.3642%	\$ 221,752,368	14.7348%	\$ 222,437,148	14.2347%	\$ 171,287,264	15.0835%
4531	Florists	\$ 1,193,759	0.0959%	\$ 1,295,628	0.0861%	\$ 1,414,388	0.0905%	\$ 1,009,896	0.0889%
4532	Office Supplies, Stationery, and Gift Stores	\$ 10,717,207	0.8606%	\$ 10,962,623	0.7284%	\$ 12,542,936	0.8027%	\$ 10,501,984	0.9248%
4533	Used Merchandise Stores	\$ 1,523,505	0.1223%	\$ 1,569,611	0.1043%	\$ 1,889,772	0.1209%	\$ 1,368,158	0.1205%
4539	Other Miscellaneous Store Retailers	\$ 54,699,289	4.3926%	\$ 61,604,608	4.0934%	\$ 67,655,862	4.3296%	\$ 55,650,119	4.9005%
4541	Electronic Shopping and Mail-Order Houses	\$ 94,397,291	7.5806%	\$ 152,118,765	10.1078%	\$ 150,671,657	9.6421%	\$ 116,040,525	10.2185%
4542	Vending Machine Operators	\$ 965,444	0.0775%	\$ 824,587	0.0548%	\$ 1,240,506	0.0794%	\$ 763,323	0.0672%
4543	Direct Selling Establishments	\$ 20,240,383	1.6254%	\$ 23,312,641	1.5491%	\$ 27,968,920	1.7898%	\$ 20,494,246	1.8047%
<b>Group Total</b>		<b>\$ 1,245,250,856</b>	<b>100.0000%</b>	<b>\$ 1,504,956,988</b>	<b>100.0000%</b>	<b>\$ 1,562,641,435</b>	<b>100.0000%</b>	<b>\$ 1,135,595,639</b>	<b>100.0000%</b>



## **Attachment A**

NAICS classifies all economic activities into the following twenty categories.

**11 Agriculture, Forestry, Fishing and Hunting** – Activities of this sector are growing crops, raising animals, harvesting timber, and harvesting fish and other animals from farms, ranches or the animals' natural habitats. Establishments in this sector are often described as farms, ranches, dairies, greenhouses, nurseries, orchards, or hatcheries.

**21 Mining, Quarrying, and Oil and Gas Extraction** – Activities of this sector are extracting naturally occurring mineral solids such as coal and ore; liquid minerals such as crude petroleum; and gases such as natural gas; and beneficiating (e.g. crushing, screening, washing, and flotation) and other preparation at the mine site, or as part of the mining activity.

**22 Utilities** – Activities of this sector are generating, transmitting, and/or distributing electricity, gas steam, and water and removing sewage through a permanent infrastructure of lines, mains, and pipes.

**23 Construction** – Activities of this sector are erecting buildings and other structures (including additions); heavy construction other than buildings; and alterations, reconstruction, installation, and maintenance and repairs.

**31-33 Manufacturing** – Activities of this sector are the mechanical, physical, or chemical transformation of materials, substances, or components into new products.

**42 Wholesale Trade** - Activities of this sector are selling or arranging for the purchase or sale of goods for resale; capital or durable non-consumer goods; and raw and intermediate materials and supplies used in production, and providing services incidental to the sale of the merchandise.

**44-45 Retail Trade** – Activities of this sector are retailing merchandise generally in small quantities to the general public and providing services incidental to the sale of merchandise.

**48-49 Transportation and Warehousing** – Activities of this sector are providing transportation of passengers and cargo, warehousing and storing goods, scenic and sightseeing transportation, and supporting these activities.

**51 Information** – Activities of this sector are distributing information and cultural products, providing the means to transmit or distribute these products as data or communications, and processing data.

**52 Finance and Insurance** – Activities of this sector involve the creation, liquidation, or change in ownership of financial assets (financial transactions) and/or facilitating financial transactions.

**53 Real Estate and Rental and Leasing** – Activities of this sector are renting, leasing, or otherwise allowing the use of tangible or intangible assets (except copyrighted works), and providing related services.

**54 Professional, Scientific, and Technical Services** – Activities of this sector are performing professional, scientific and technical services for the operations of other organizations.

**55 Management of Companies and Enterprises** – Activities of this sector are the holding of securities of companies and enterprises, for the purpose of owning controlling interest or influencing their management decisions, or administering, overseeing, and managing other establishments of the same company or enterprise and normally undertaking the strategic or organizational planning and decision-making role of the company or enterprise.

**56 Administrative and Support and Waste Management and Remediation Services** – Activities of this sector are performing routine support activities for the day-to-day operations of other organizations.

**61 Educational Services** – Activities of this sector are providing instruction and training in a wide variety of subjects.

**62 Health Care and Social Assistance** – Activities of this sector are providing health care and social assistance for individuals.

**71 Arts, Entertainment, and Recreation** – Activities of this sector are operating or providing services to meet varied cultural, entertainment, and recreational interests of their patrons.

**72 Accommodation and Food Services** – Activities of this sector are providing customers with lodging and/or preparing meals, snacks, or beverages for immediate consumption.

**81 Other Services (except Public Administration)** – Activities of this sector are providing services not elsewhere specified, including repairs, religious activities, grant-making, advocacy, laundry, personal care, death care, and other personal services.

**92 Public Administration** – Activities of this sector are administration, management, and oversight of public programs by Federal, State and local governments.